

# Evolutionary Robotics: A Short Tutorial

Swiss Federal Institute  
of Technology Lausanne



## Evolutionary Robotics A Short Tutorial

[Dario.Floreano@epfl.ch](mailto:Dario.Floreano@epfl.ch)

Laboratory of Intelligent Systems  
[lis.epfl.ch](http://lis.epfl.ch)

The lecture material in this book is intended for strictly limited distribution to IJCNN2005 tutorial attendees only. This work is copyrighted by the tutorial speaker(s). No duplication of this work is permitted without the written consent of the author."

## Outline

- What is
- Navigation
- Incremental Evolution
- Vision-based Control
- Simulation issues
- Types of Neural Models
- Evolution & Learning
- Morphologies
- Competitive Co-evolution
- Cooperative Co-evolution

# Evolutionary Robotics: A Short Tutorial

## A Gentle Introduction



## Evolutionary Robotics

Evolutionary Robotics is automatic generation of control systems and morphologies of autonomous robots. It is based on a process of *Artificial Evolution* without human intervention.

### Two motivations:

- It is difficult to design autonomous systems using a purely top-down engineering process because the interaction between the robot and its environment is very complex and hard to predict.


In ER the engineer defines the control components and the selection criterion and lets artificial evolution discover the most suitable combinations while the robot interacts with the environment.

- A *synthetic* (as opposed to an *analytic*) approach to the study of the mechanisms of adaptive behavior in machines and animals.

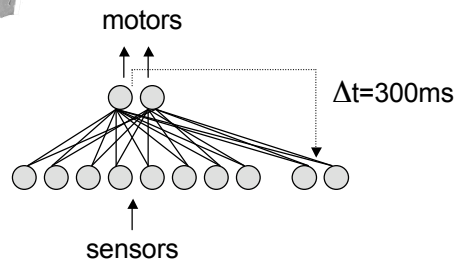
ER was first suggested by a neurophysiologist (Braitenberg, 1984) as a way to show that evolution can generate simple artificial neural circuits that display apparently complex behaviors.

# Evolutionary Robotics: A Short Tutorial

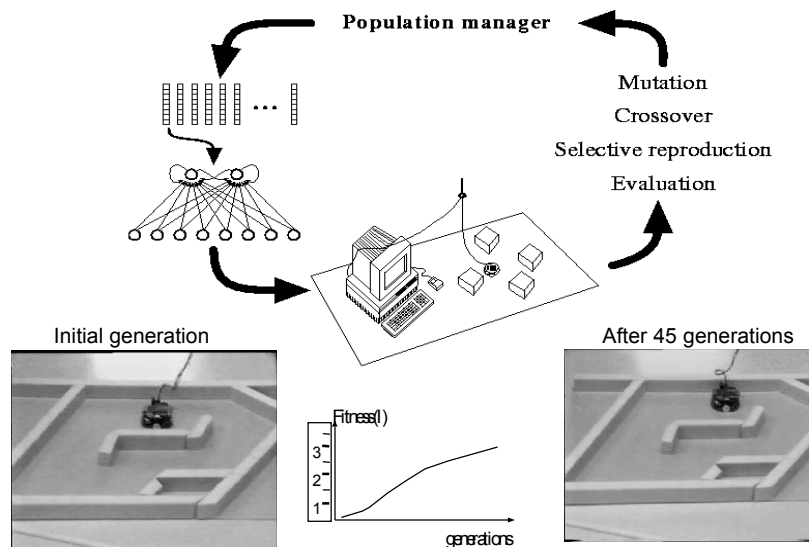
## Simple Navigation



$$\text{Fitness} = V \times \Delta v \times (1-s)$$

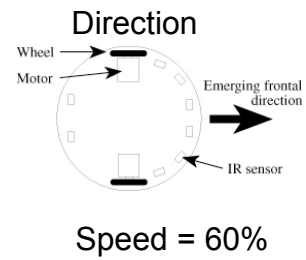
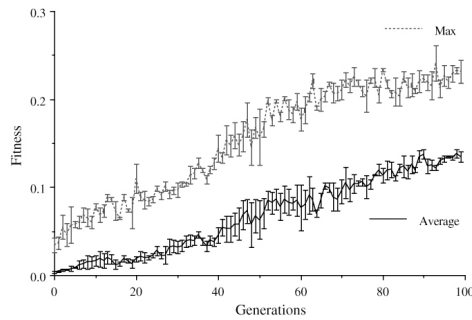


## Method



# Evolutionary Robotics: A Short Tutorial

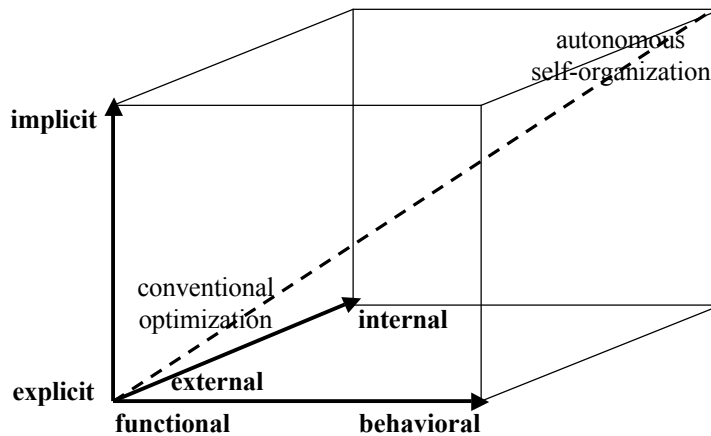
## Results



The average and best population fitness are typical measures of performance. Evolved robots always have a preferential direction of motion and speed.

## Fitness Space

Fitness Space is a method to conceive and compare fitness functions






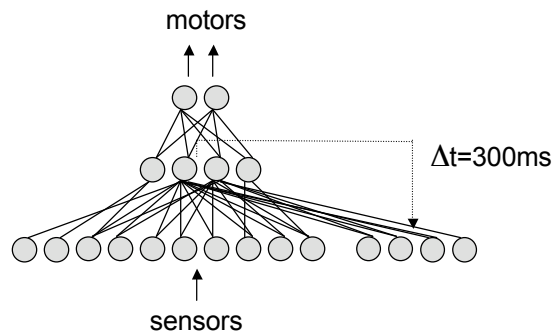
# Evolutionary Robotics: A Short Tutorial

## Environment Role

Let us now put the robot in a more complex environment and make the fitness function even simpler. The robot is equipped with a battery that lasts only 20 s and there is a battery charger in the arena.



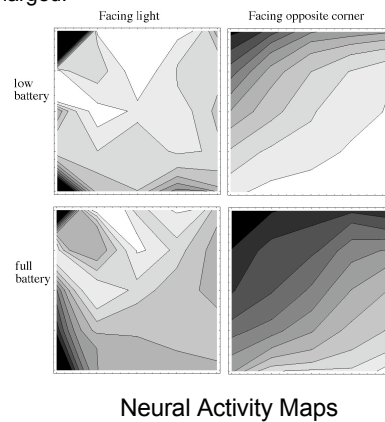
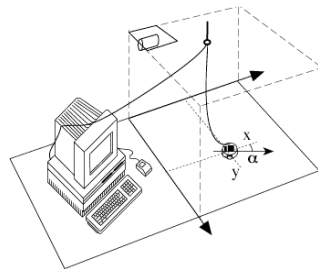
$$\text{Fitness} = V \times (1-s)$$



## Machine Neuro-ethology





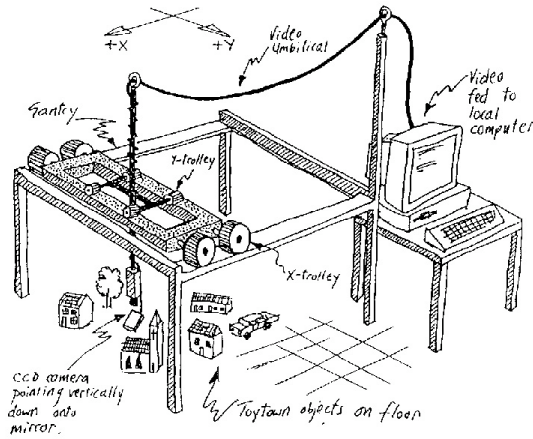
After 240 generations, we find a robot capable of moving around and going to recharge 2 seconds before the batteries are completely discharged.



# Evolutionary Robotics: A Short Tutorial

## 'Seeing the Light'

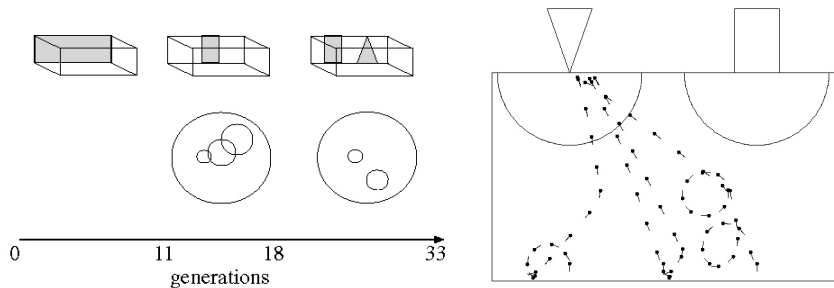
The Sussex group investigated evolution of vision-based behaviors. They solved the energy fitness problem using a suspended camera with bumpers (*gantry robot*).



[Harvey et al. 1994]

## Incremental Evolution

In the first stage, one full wall was covered with white paper and the robot was asked to move toward the wall. In the second stage, the white target surface was restricted to a 22 cm wide band. Finally, in the third stage the white paper was substituted by two white shapes, a rectangle and a triangle, and the robot was asked to move toward the triangle.

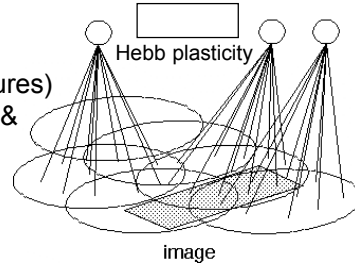


Evolved controllers used only two photoreceptors whose activation time, triggered by the left-wing rotation, was sufficient to discriminate between the two patterns.

# Evolutionary Robotics: A Short Tutorial

## Feature Selection

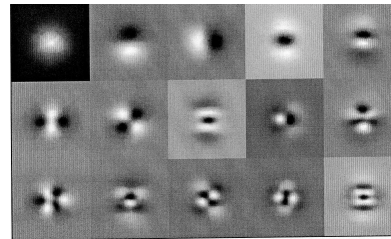
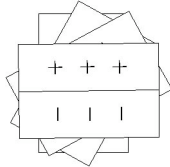
Process whereby visual neurons become sensitive to certain sensory patterns (features) during the developmental process (Hubel & Wiesel, 1959)



Center-Surround



Oriented Edges



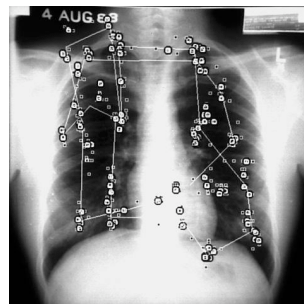
## Active Vision



Yarbus, 1967



Process of selecting by motor actions sensory patterns (features) that make discrimination easier (Bajcsy, 1988)



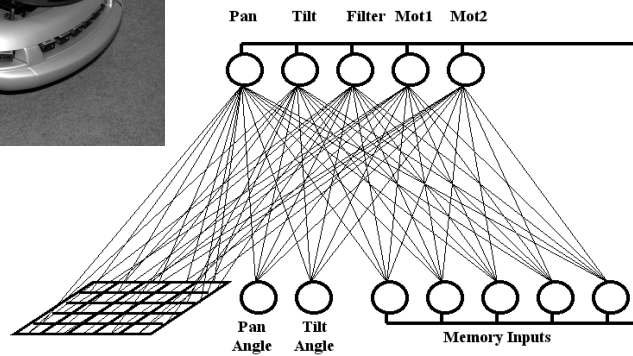
# Evolutionary Robotics: A Short Tutorial

## Co-evolution F.S. + A.V.

Goal: Robot must move around simple arena using only vision information from a pan/tilt camera.



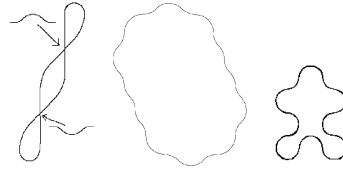
Output of vision system is movement of camera (pan/tilt) and of robot wheels (mot1/mot2). Filter as before.




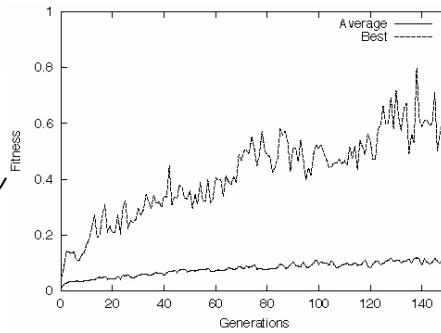
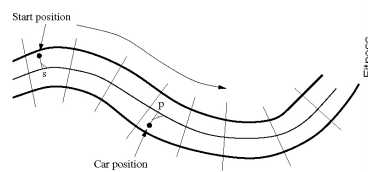
# Evolutionary Robotics: A Short Tutorial

## Evolving a Car Driver

Fitness = percentage of covered distance D in R races on M circuits (limited time for each race).




$$F = \frac{1}{R * M} \sum_{r=1}^R \sum_{m=1}^M D_{r,m}$$



# Evolutionary Robotics: A Short Tutorial

## Simulations

Different physical sensors and actuators may perform differently because of slight differences in their electronics or mechanics.



Physical sensors deliver uncertain values and commands to actuators have uncertain effects.

*The body of the robot and the environment should be carefully (not accurately) reproduced in the simulation.*

## Simulation: Noise

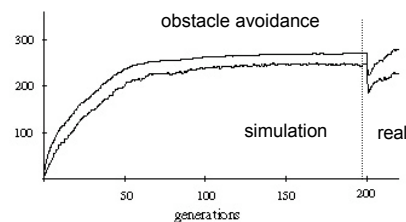
The simplest and most often used way to ensure that simulation results transfer to real robots consists of adding noise from a uniform distribution centered about zero to the precise values produced by analytical models.

Noise can/should be added to:

- computed speeds (kinematic equations)
- cartesian coordinates (trigonometric transformations)
- sensor values (usually linearly monotonic functions)

Typical noise values in the literature are in the range of 5% of the signal

However, this method does not yet guarantee a perfect transfer [Miglino et al., 1995] because the noise in the environment is not uniform.



# Evolutionary Robotics: A Short Tutorial

## Simulation: Sampling

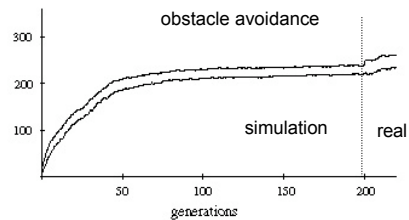
Sampling consists in measuring the values returned by the robot sensors for given objects and by actuators for given speeds.

The values are stored in a look-up table and accessed by the simulator. Furthermore, some noise (5%) is added to the values.

distance	angle	sample val
1 mm	0 deg.	0.98
2 mm	0 deg.	0.95
...	...	...
1 mm	2 deg.	0.96

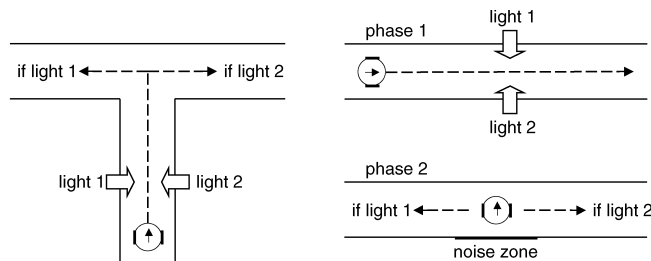
speed left	speed right	sample x,y
5 mm/sec	5 mm/sec	5.0, 5.0
5 mm/sec	-5 mm/sec	0.1, 0.0
...	...	...
10 mm/sec	10 mm/sec	9.9, 9.8

This method guarantees an excellent transfer from simulated to real robot [Miglino et al., 1995], but it is feasible only for simple sensors and for simple environments (squared and circular objects).



## Simulation: Minimal

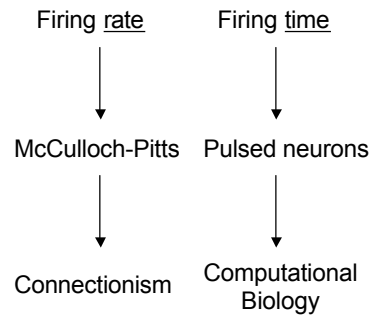

Minimal simulations [Jakobi, 1997] model only those characteristics of the interaction between robot and environment that are relevant for the expected behavior (*base set features*). The remaining features are considered *implementation-specific* and therefore are simplified and varied randomly from one trial to the next so that evolution does not rely on them.



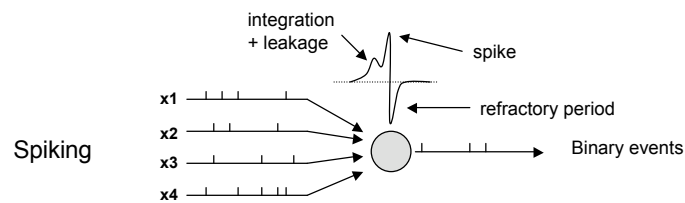
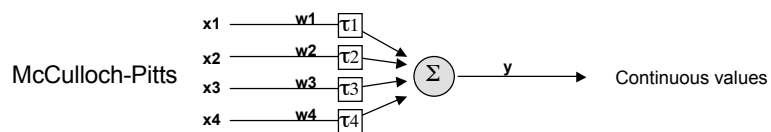
Minimal simulations speed up significantly computing time and transfer well to the real world, but require the programmer to *know in advance* what will be the relevant features that must be accurately modeled.

# Evolutionary Robotics: A Short Tutorial

## Brains & Models




## Artificial Neurons






# Evolutionary Robotics: A Short Tutorial

## Alice Micro-Robot



- microcontroller PIC16F84
- 2mA @ 5V
- 10 hours autonomy
- 2 swatch motors
- 4 proximity sensors
- modular (vision, radio, etc.)




## Bit-size Evolution

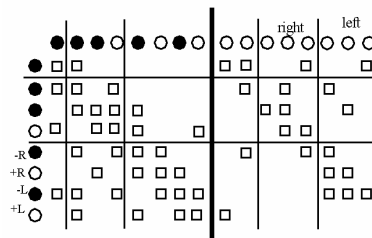
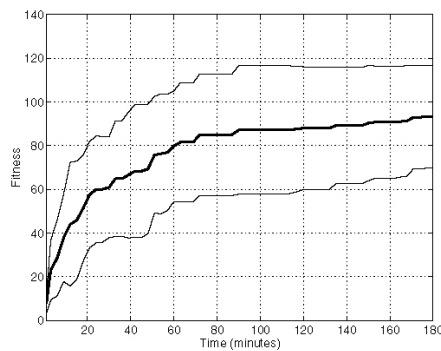
[Floreano et al, 2002]

Forward navigation with obstacle avoidance

$$\text{Fitness} = V \times \Delta v \times (1-s)$$




Steady-state evolution



- bias: ↻
- IR Right: ↻
- IR Left: ↻

# Evolutionary Robotics: A Short Tutorial

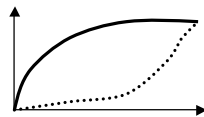
## Demo



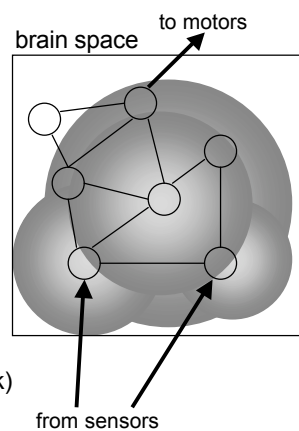
## Evolution of Neural Gas

Computational view of the brain is based on wire metaphor and local communication. However, biological neurons can communicate across larger areas emitting gas.

An effect of gas is to change the response of other neurons that are sensitive to it.



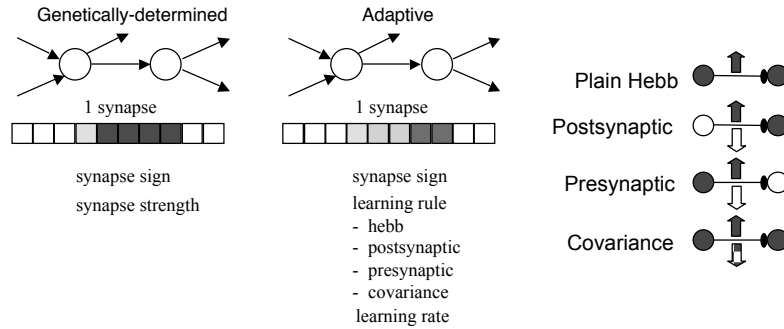
Smith & Husbands [1998, 2000] have explored evolution of gas emitting controllers for vision-based navigation (gantry robot task)



# Evolutionary Robotics: A Short Tutorial

## Evolution OF Learning

Floreano and Mondada [1994] suggested to genetically encode and evolve different types of learning rules found in biological brains. The rules are applied to the synaptic weights starting always from random initial conditions.

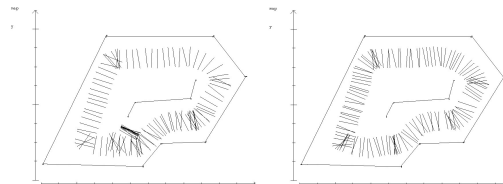


Important aspects:

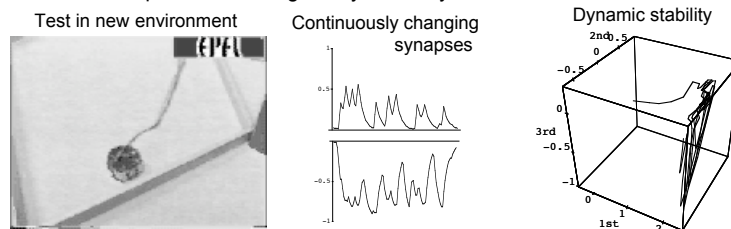
- A neural network can use different learning rules in different parts
- There is no need of teacher or reinforcement learning, no gradient descent and local minima
- The Baldwin effect cannot take place, individuals are selected for their ability to learn

## On-line self-adaptation

For sake of comparison, a Khepera robot has been evolved in the looping maze used earlier. Evolved robots display the ability to develop the obstacle avoidance navigation in few seconds after being created and improve it over time.



In addition, they perform well in different environments by developing suitable strategies. Contrary to conventional models, several synapses continue to change, but the overall pattern of change is dynamically stable.

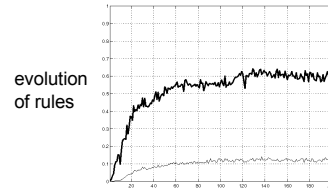
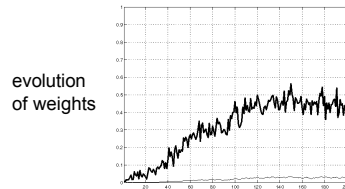
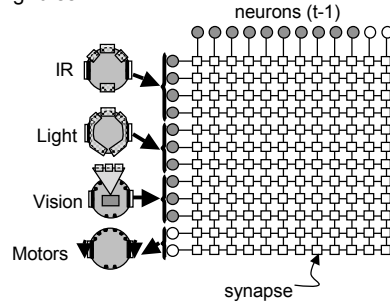



# Evolutionary Robotics: A Short Tutorial

## A Sequential Task

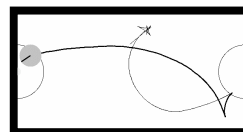

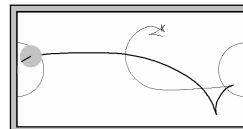

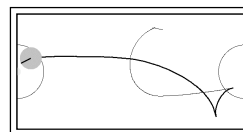

A Khepera robot is evolved to switch on a light and go under the light, but this sequence of actions is not directly rewarded by the fitness function. Two conditions are measured, evolving weights or learning rules.

$$\text{Fitness} = \frac{\text{time\_gray\_light}}{\text{total\_time}}$$




## Sensory appearance

Let now take best evolved individuals and put them in conditions that are different from those experienced during evolution. Evolved adaptive individuals can cope with new colours of the walls whereas genetically-determined individuals fail.



Similarly, evolved adaptive individuals transfer smoothly from simulated to real world.



Genetically-determined

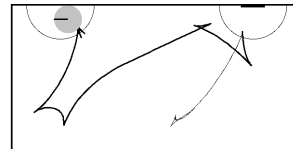
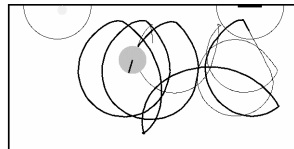
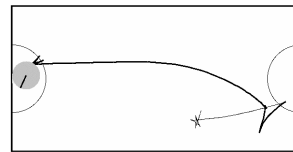

Adaptive

# Evolutionary Robotics: A Short Tutorial

## Environmental layout

Another important feature of this environment is the position of the light switch and of the light bulb.

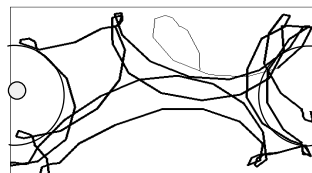

Evolved adaptive individuals can cope with new positions of the two landmarks whereas genetically-determined individuals cannot.



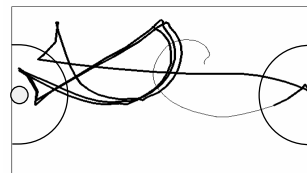
Genetically-determined

Adaptive

## Robot transfer



Genetically-determined



Adaptive

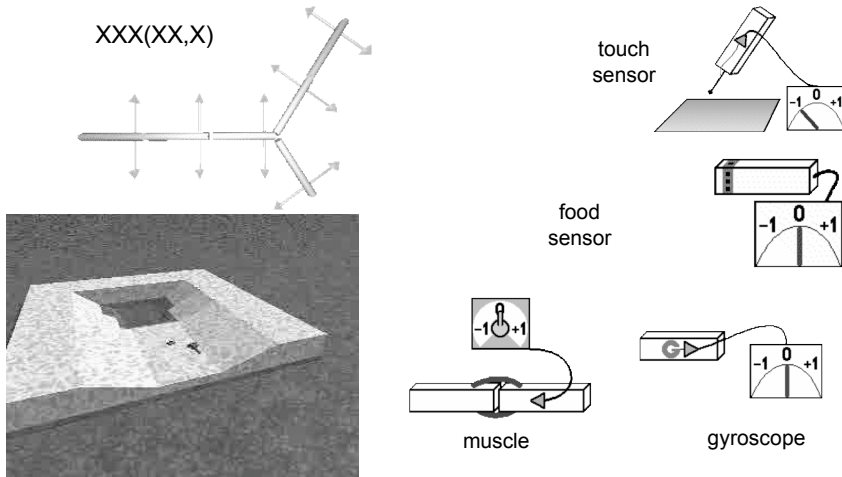


# Evolutionary Robotics: A Short Tutorial

## Framstick [Komasinski & Ulatowski, 1999]

Primitives are joined sticks. Sticks can host sensors and neurons. Joints are actuated by muscles. Fast simulation using finite element method (only force effects on few parts of the system are computed).

www.frams.poznan.pl



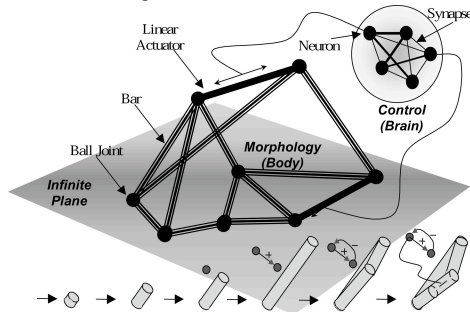


## The Golem project

Lipson & Pollack (2000) added the physical construction of the creatures by using a 3D thermoplastic printer and extensible bars.

- Evolution takes place in simulation
- Fitness = distance covered by the robot
- Selected individuals are built by:
  - printing the bars
  - fitting joints and motors
  - downloading neural network in PIC controller

<http://golem03.cs-i.brandeis.edu/>



video clip



# Evolutionary Robotics: A Short Tutorial

## Competitive Co-evolution

Competitive Co-Evolution is a situation where two different species co-evolve against each other. Typical examples are:

- Prey-Predator
- Host-Parasite

Fitness of each species depends on fitness of opponent species.

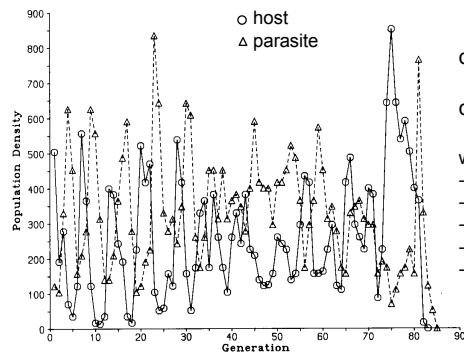
Potential advantages of Competitive Co-evolution:

- It may increase adaptivity by producing an evolutionary *arms race* [Dawkins & Krebs, 1979]
- More complex solutions may *incrementally* emerge as each population tries to win over the opponent
- It may be a solution to the *bootstrap* problem
- Human-designed fitness function plays a less important role (= autonomous systems)
- Continuously *changing fitness landscape* may help to prevent stagnation in local minima [Hillis, 1990]

## Formal Models

Formal models of competitive co-evolution are based on the Lotka-Volterra set of differential equations describing variation in population size.

Notice that in biology what matters is variation in population size, not behavioral performance, which is difficult to define and measure!

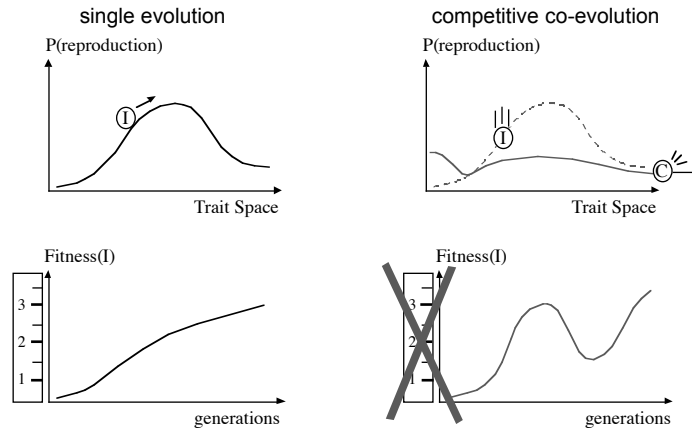




# Evolutionary Robotics: A Short Tutorial

## Complications: Landscape

Whereas in single-species evolution the fitness landscape is static and fitness is a monotonic function of progress, in competitive co-evolution the fitness landscape can be modified by the competitor and fitness function is no longer an indicator of progress.



## Predator-Prey Robots

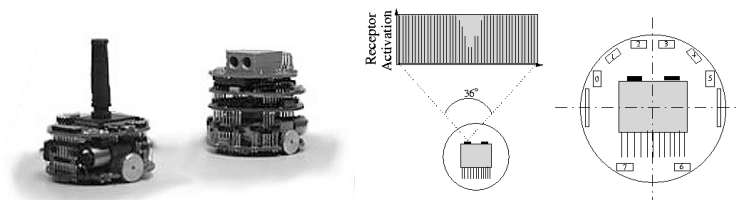
Let us consider the case of two co-evolutionary robots, a predator and a prey, that evolve in competition with each other. Questions:

- can we evolve functional controllers with simple fitness functions?
- what are the emerging dynamics?
- do we observe incremental progress?
- are co-evolved solutions better than evolved solutions?

Goal = Predator must catch the prey, prey must avoid predator

Prey = proximity sensors only, twice as fast as predator

Predator = proximity + vision, but half max speed of prey




# Evolutionary Robotics: A Short Tutorial

## Experimental Setup

The two robots are positioned in a white arena. Predator and prey are tested in tournaments lasting 2 minutes. Robots are equipped with contact sensors.

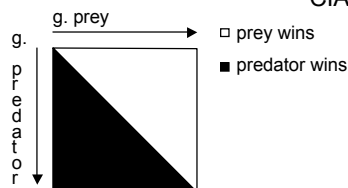
Fitness prey = TimeToContact    Fitness predator = 1-TimeToContact



## Measuring Progress

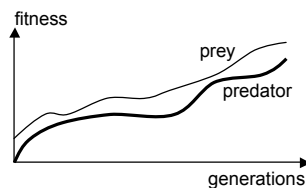
Progress can be measured by testing evolved individuals against all best opponents of previous generations. There are two ways of doing so.

CIAO graphs [Cliff & Miller, 1997]



These graphs represent the outcome of tournaments of the Current Individual vs. Ancestral Opponent across generations. Ideal continuous progress would be indicated by lower diagonal portion in black and upper diagonal portion in white.

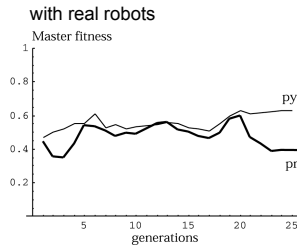
MASTER tournaments [Floreano & Nolfi, 1997a]



These graphs plot the average outcome of tournaments of the current individual against all previous best opponents. Ideal continuous progress would be indicated by continuous growth.

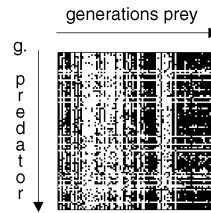
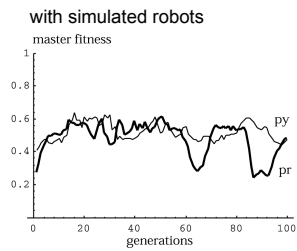
# Evolutionary Robotics: A Short Tutorial

## Limited Progress



Progress analysis of co-evolved robots using Master Tournament technique shows that there is some progress only during the initial 20 generations. After that, the graphs are flat or even decreasing. In other words, individuals born after 50 generations may be defeated by individuals that were born 30 generations earlier.

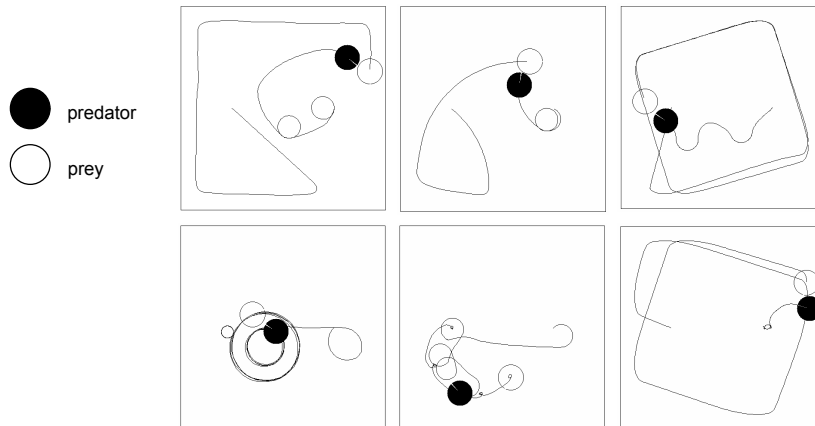
These data indicate that co-evolution may have developed into re-cycling dynamics after 20 generations.



CIAO data are even less capable of revealing progress.

## Emerging strategies

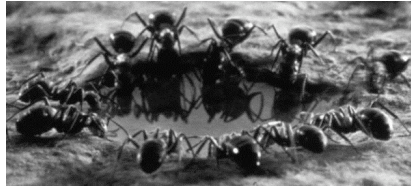
Despite lack of progress measured against previous opponents, co-evolved individuals display highly-adapted strategies against their opponents and a large variations of behaviors. Each tournament shows individuals belonging to the same generation.




# Evolutionary Robotics: A Short Tutorial

## Cooperative Systems


Coordinated Behavior



Coordinated Transportation



SUPER-ORGANISM  
Wheeler (1928)

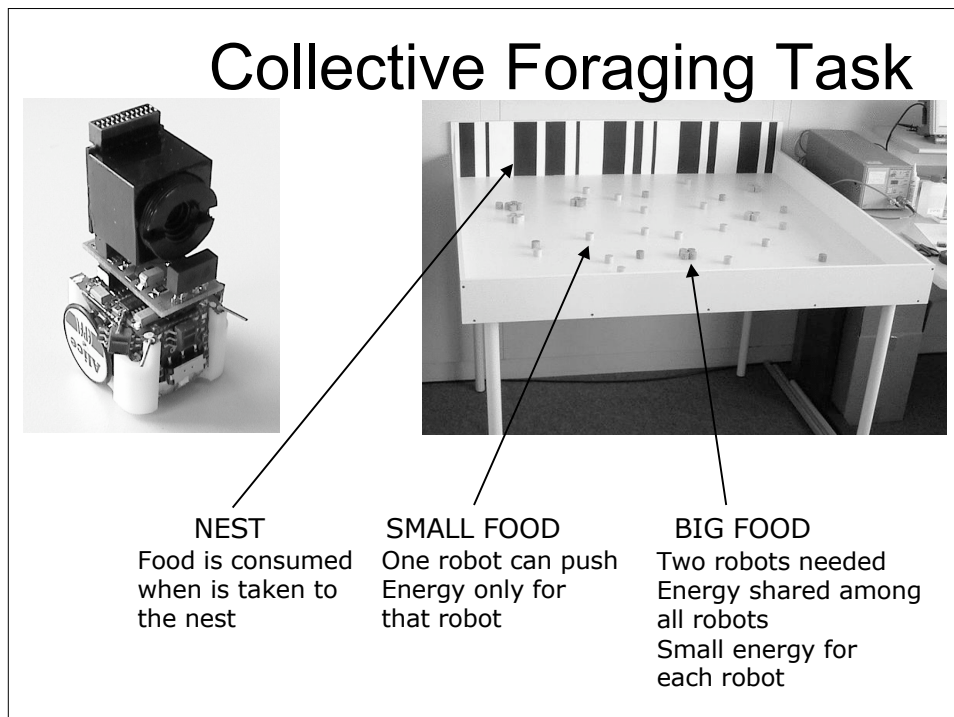
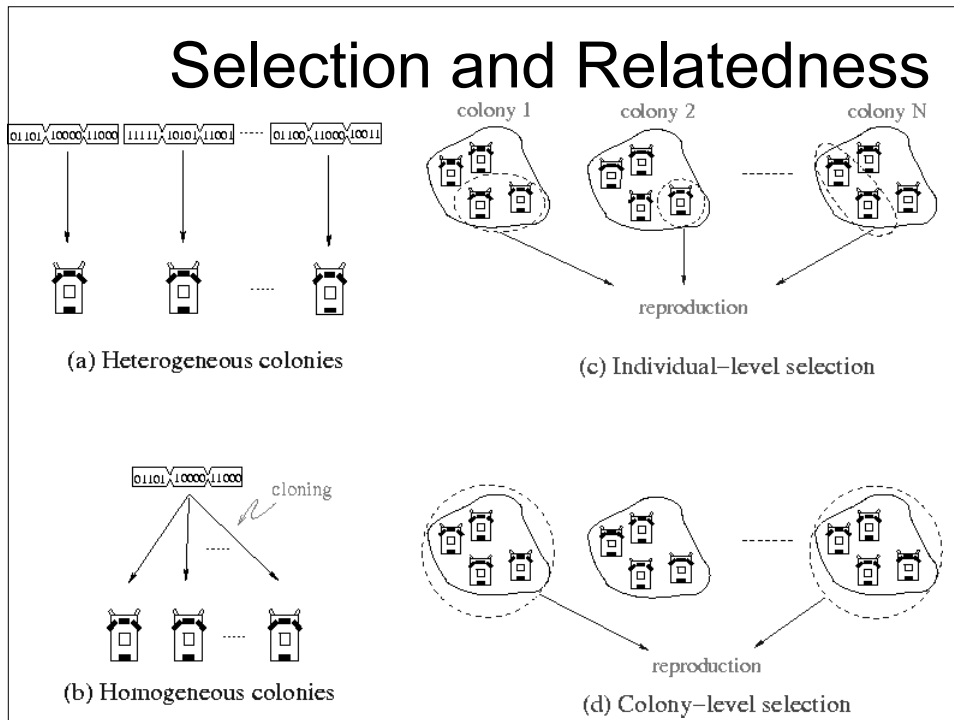


## Cooperative Co-evolution

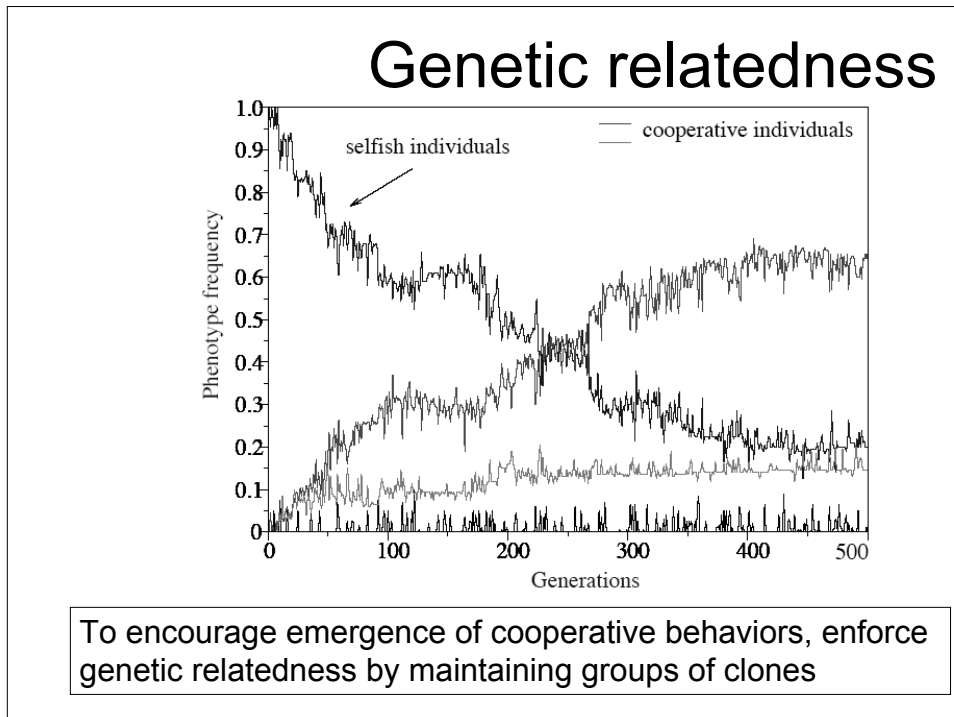
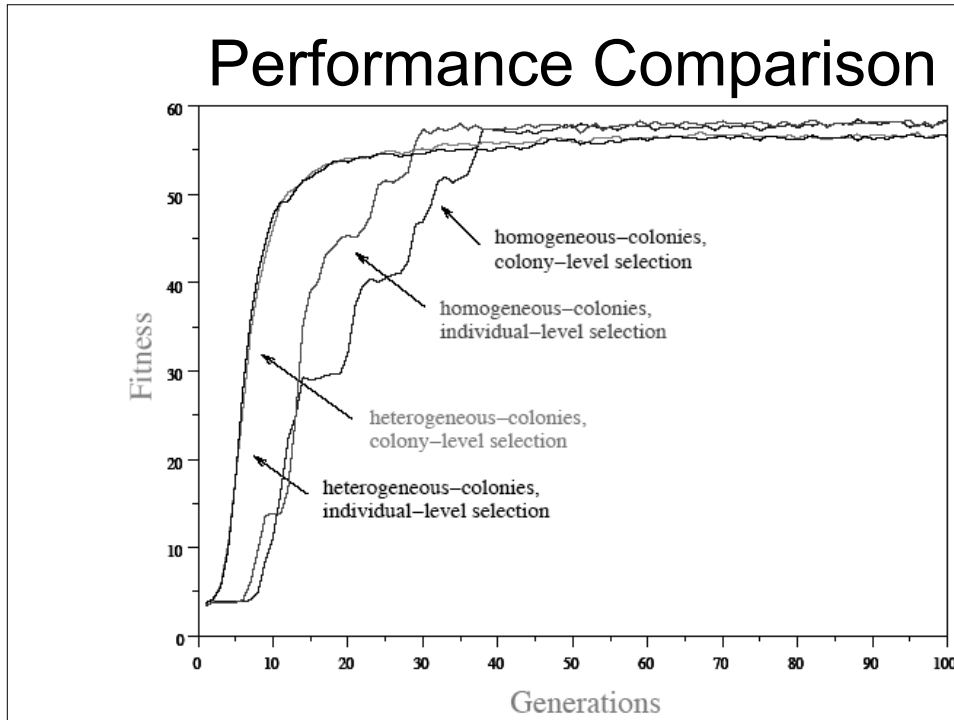
### KEY ISSUES

1. Levels of Selection: individual fitness or colony fitness?
2. Genetic Relatedness: clones or different individuals?
3. Hardware: what it takes to cooperate?


# Evolutionary Robotics: A Short Tutorial



# Evolutionary Robotics: A Short Tutorial




# Evolutionary Robotics: A Short Tutorial



## Hardware

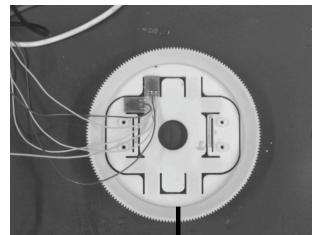
S-bot





S-toy



Rotational Force Sensor



Color-based communication

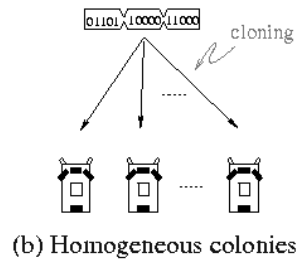
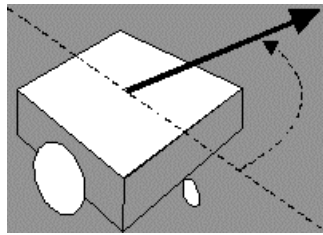












# Evolutionary Robotics: A Short Tutorial

## Coordinated Motion

Fitness = amount of distance covered by the center of group  
Genetic encoding = weight of neural network, cloning  
Neural network = perceptron (in=rot sensor; out=wheels + turret rotation)



 <b>Coordinated Motion</b> 4 s-bots in line <a href="http://www.swarm-bots.org">www.swarm-bots.org</a> 	 <b>Coordinated Motion</b> 6 s-bots in line <a href="http://www.swarm-bots.org">www.swarm-bots.org</a> 
 <b>Coordinated Motion</b> 4 s-bots in square formation <a href="http://www.swarm-bots.org">www.swarm-bots.org</a> 	 <b>Coordinated Motion</b> 4 s-bots transport the s-toy <a href="http://www.swarm-bots.org">www.swarm-bots.org</a> 



# Evolutionary Robotics: A Short Tutorial

## Coordinated hole avoidance

Fitness = amount of distance covered by the center of group


Genetic encoding = weight of neural network, cloning

Neural network = perceptron (in=infrared+rot sensor+ microphone;  
out=wheels, rotation of turret)



For more Information on Swarm-bots, see <http://www.swarm-bots.org>

## Foundations of...



**MIT Press**  
Hardcover, 2000, 2001  
Paperback, 2004

**Free Software**  
<http://gral.ip.rm.cnr.it/evorobot/simulator.html>  
<http://lis.epfl.ch>