

Advanced Probes for Planetary Surface and Subsurface Exploration



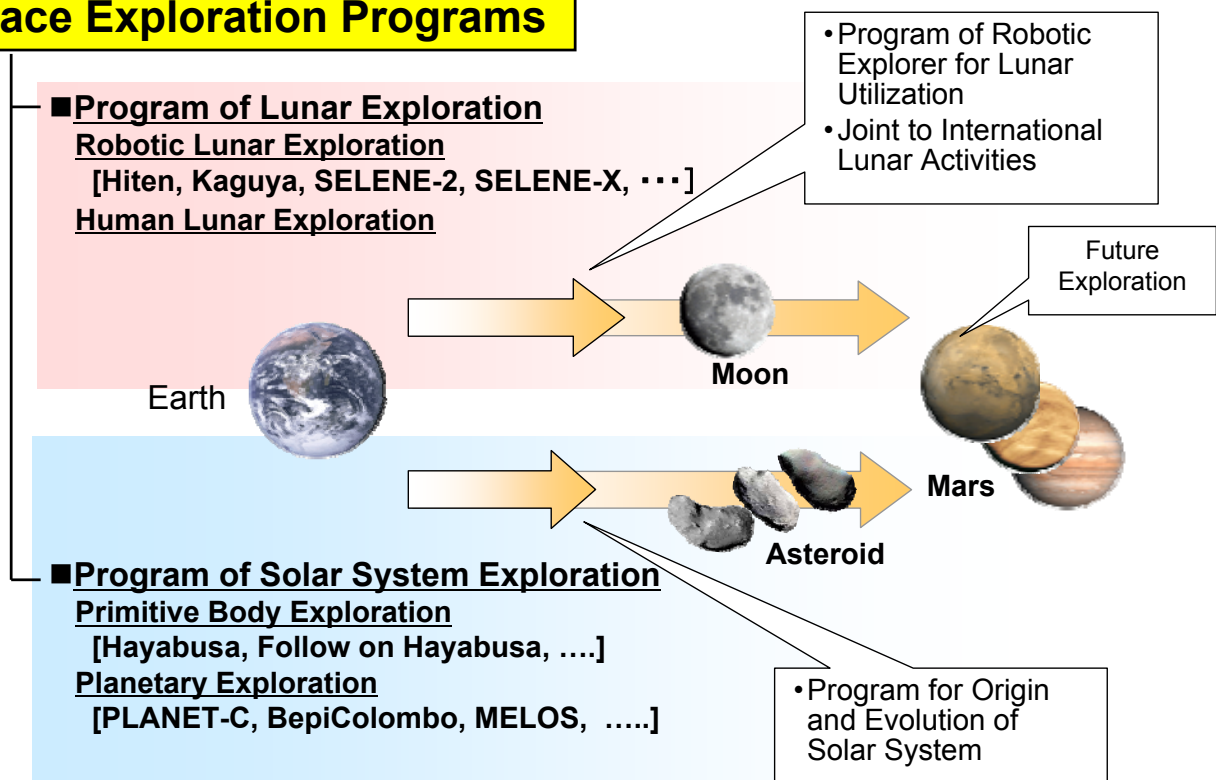
Takashi Kubota (JAXA/ISAS/JSPEC)
Hayato Omori, Taro Nakamura (Chuo Univ.)

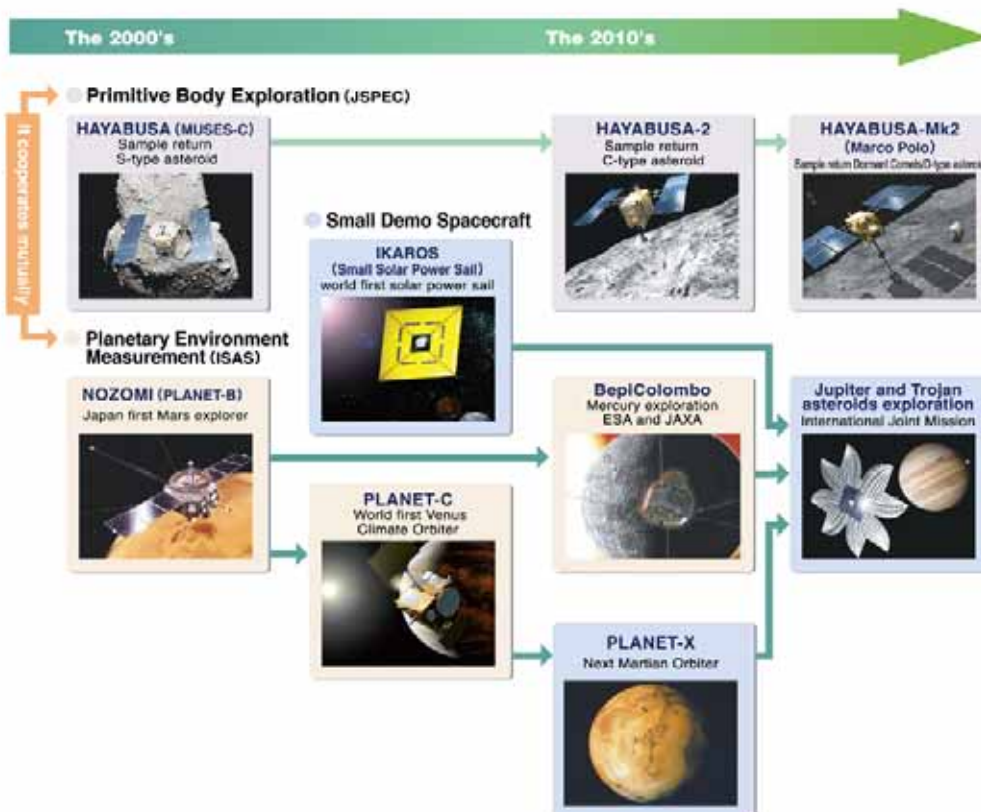
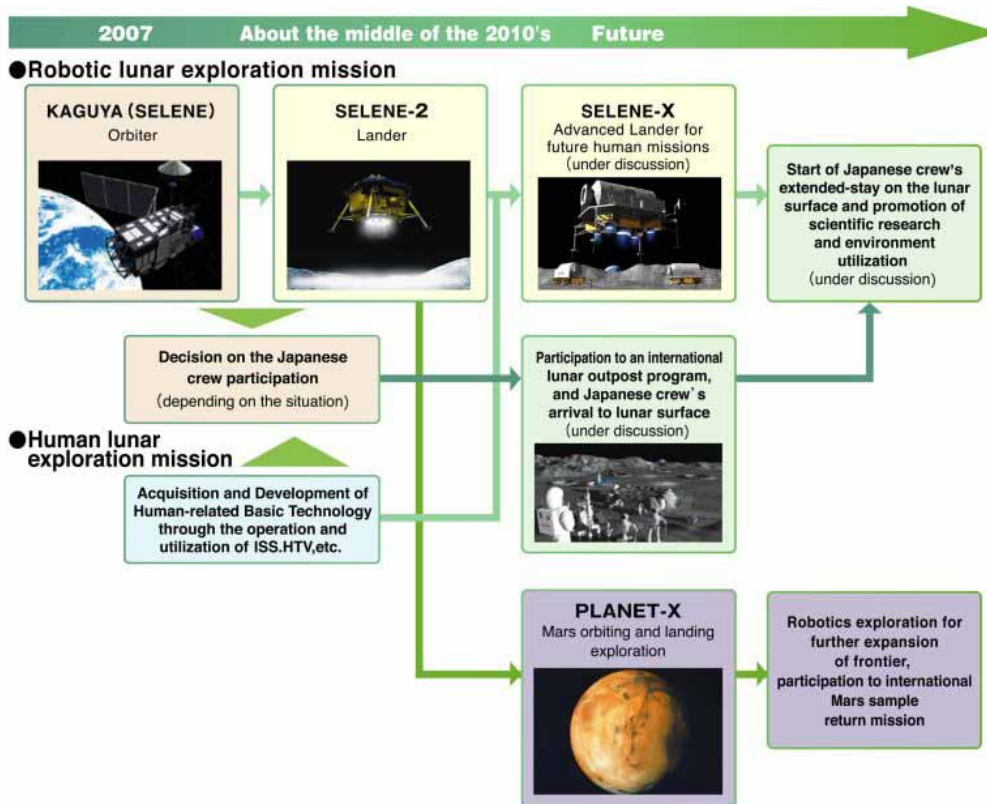


JAXA Space Exploration Program



Space Exploration Programs





JAXA is planning direct exploration on lunar or planetary surface for

In-situ observation and Scientific investigation ,
and future planetary utilization.

- Detailed geological observation
- Geophysics to know interior structure
- Dust, radiation, climate, atmosphere environment

Surface and Subsurface Explorer is one of good means for direct, detailed, wide exploration.





Hayabusa-2 :

- Asteroid Sample Return Mission
- Target Asteroid : C-type, rocky
- Rocks contain more organic matters
- Challenge very interesting objectives
 - > what are original organic matters existed in the solar system ?
 - > how they are related to life ?

- Primitive body exploration
 - Programmatic follow-on Mission of Hayabusa
- Sample return
 - from asteroid 1999 JU3
- Window
 - 2014-2015



MINERVA-II :

- Asteroid Surface Explorer
- Revenge of MINERVA
- Same Functions
 - Hopping Mobility
 - Small, Light, Low Power Consumption
 - Autonomous Behavior
 - Wide Area Exploration
- Sampling Site Exploration
 - Position Estimation
 - Navigation and Guidance

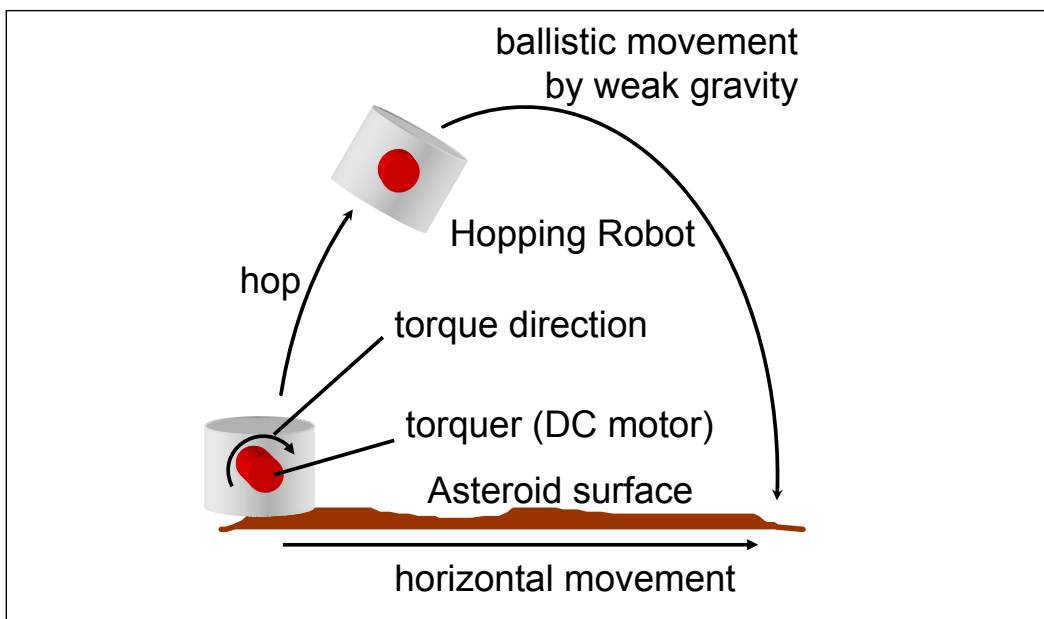


In-situ surface observation by intelligent robots would be a promising method to explore bodies.

Gravity acceleration on small body is so small. Then hopping is one of good solutions.

Hopping Mechanism by Torquers


No actuator outside

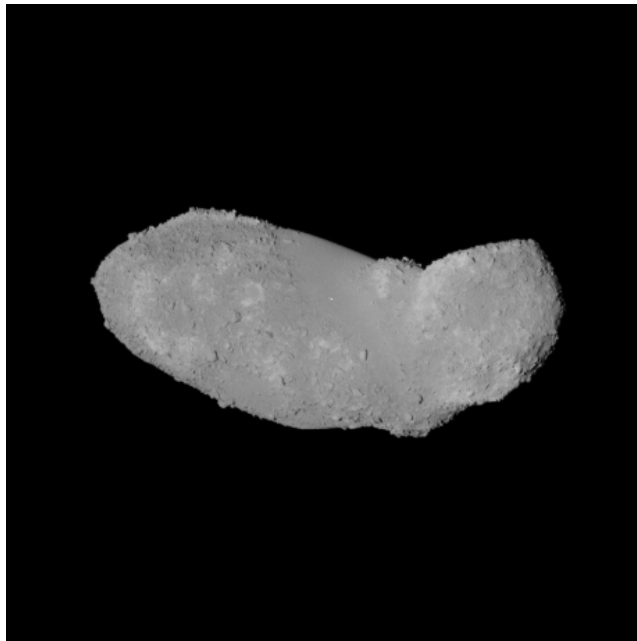




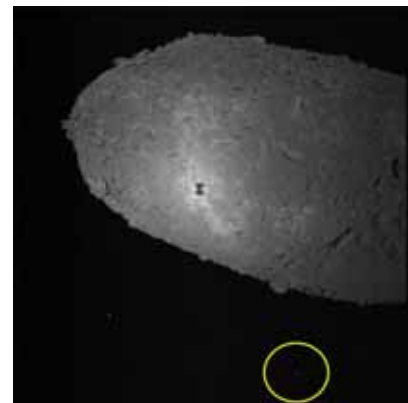
(Micro Nano Experimental Robot Vehicle for Asteroid)

- Asteroid Surface Explorer
- Novel Mobility
by Hopping
- Surface Observation
by Stereo Vision, etc.
- Temperature Measurement
- Surface Gravity Estimation
- Autonomous Behavior Functions



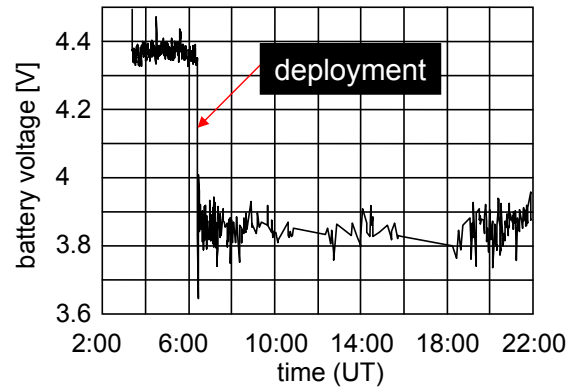



Hayabusa arrived at the target asteroid Itokawa on September 12th in 2005, and performed touchdown in November 2005, and returned back to Earth with samples on 13th June in 2010.




- The rover was deployed on Nov 12, 2005,
- Deployment was triggered by command from the Earth.
- Unfortunately Hayabusa failed in releasing MINERVA.
- The releasing velocity was bigger than the escape velocity.
- MINERVA could not land on the asteroid
- It rotates around the sun with Itokawa.
- MINERVA became an artificial planet.

- The communication link between the rover and HAYABUSA was continuously established for 18[hour] after the deployment.
- The link was lost because the rover went out of the coverage of the antenna of HAYABUSA.
- The rover was also very healthy at the last telemetry.
- Only one image was transmitted to HAYABUSA just after the deployment



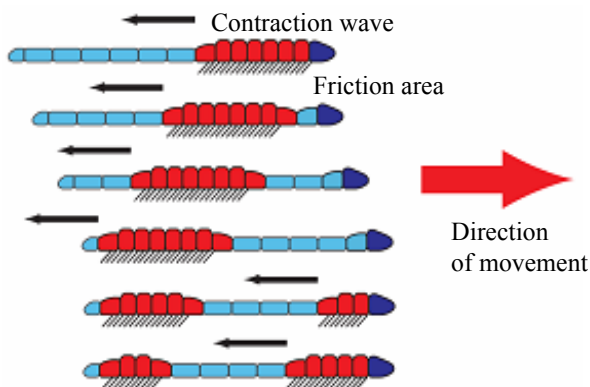
Probe digging robot for Subsurface Exploration

- ◆ Missions for lunar or Mars exploration by lander and rover in JAPAN
- ◆ Requirement by scientists is to excavate in depth of several meters to analyze geological samples or to deploy devices



Novel drilling technology by small, light-weight robot is required for lunar or planetary exploration

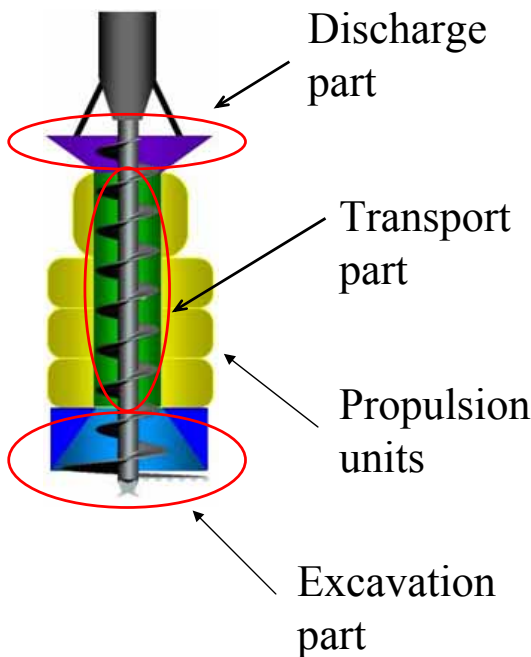
Peristaltic Crawling of earthworm



- Mobility can be performed by becoming shorter and thicker, then longer and thinner in each segment
- Contracted units can increase the friction between the segments and the surface



- ✓ Required **small space** for locomotion
- ✓ **Narrow object** such as a pipe and perforating soil



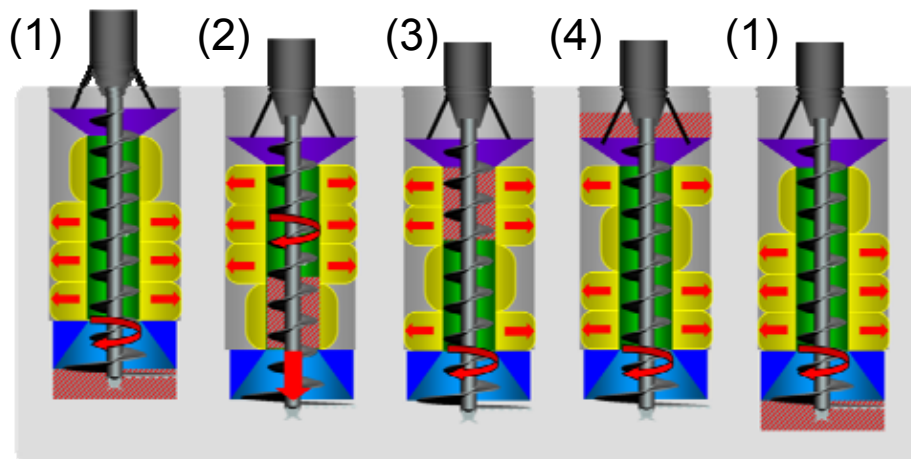
Propulsion unit

controls contact and noncontact of units with the surrounding wall, and maintains the rotation action of the excavation unit.


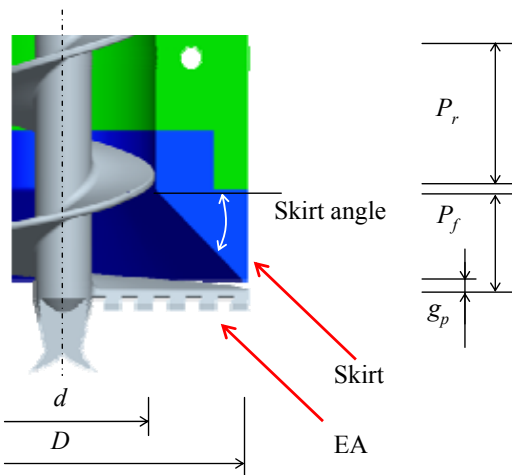
It assists the robot excavating underground

Excavation unit

Earth auger (EA) bores a hole and removes and transports the excavated regolith to the rear

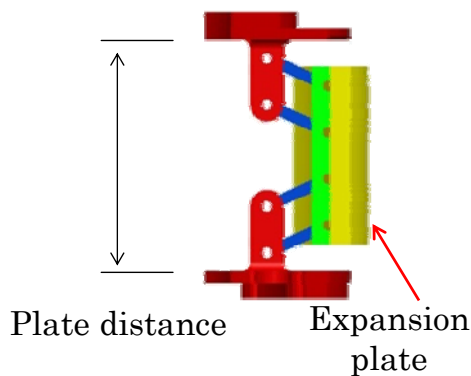


- (1) Contracted units maintain contact with the wall of the hole and hold the body position and orientation against the rotation of the excavating EA.
- (1)–(2) The second and third units from the front contract and hold their position while the front unit extends. At the same time, the EA excavates the regolith in front of the robot. The excavator can move downward.
- (2)–(4) Contractions propagate toward the rear, and the spiral of the EA (transport part) carries excavated regolith to the rear. The regolith is then discharged from the rear.

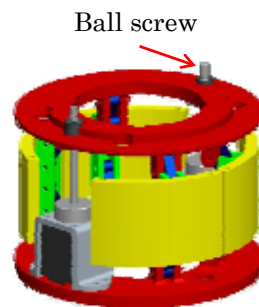


D [mm]	130	Skirt angle [deg]	45
d [mm]	65	L [mm]	425
P_f [mm]	20	g_p [mm]	7.3
P_r [mm]	55	Total mass [kg]	3.1

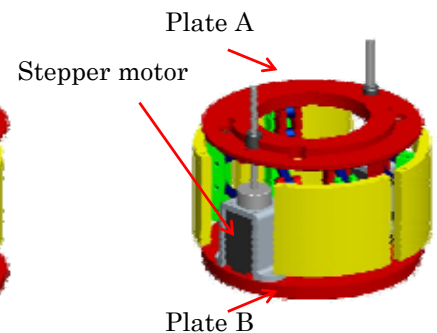
Pushing force [N]	Depth [mm]	Max. Motor torque [Nm]
60	342	12.4
52	288	11.0
22	137	6.4



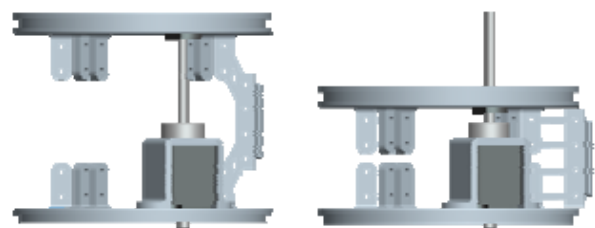
(a) Extension



(b) Contraction



Max plate distance [mm]	84.0
Minimum plate distance [mm]	46.5
Max thickness [mm]	144
Minimum thickness [mm]	124
Diameter of space [mm]	65.0
Mass [kg]	0.51
Material	ABS






DC motor

Discharged spout

Propulsion units




Dust proof

Skirt part

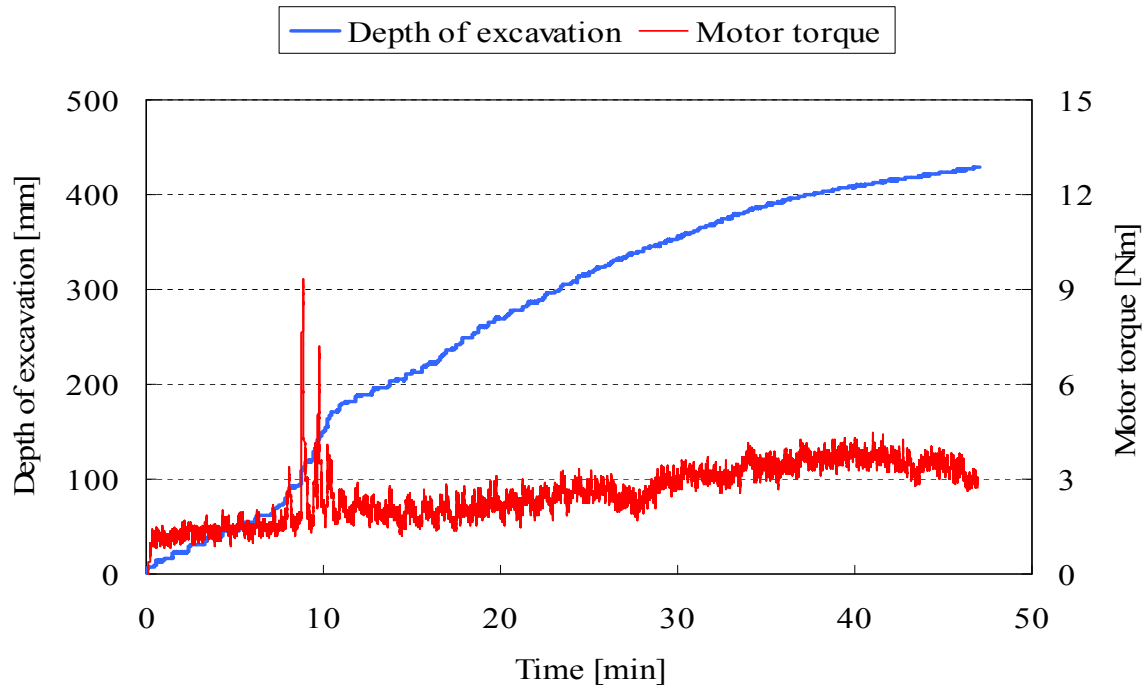
EA

Mass [kg]	5.28
Length [mm]	800

Reddish soil
 Launcher: ABS
 EA:10 [rpm]



Robot's velocity: 0.25 [mm/s]



- JAXA Roadmap of lunar or planetary exploration
- Robotics technology for planetary surface exploration
- Topics
 - Hopping robot for asteroid exploration
 - Drilling robot for subsurface exploration