














GETTING STARTED

Welcome to Conference411. If this is your first time using Conference411, you will first need download data for the Conference you wish to view. To do so, first tap on the “Import Conference” icon. This will display a list of available Conferences for which you may download data. NOTE: A WIFI connection will be necessary to download conference Data. Once you have downloaded the data, the data will reside on your device making the need for a WIFI connection unnecessary to view the conference data.

An icon for every downloaded conference will appear on the Conference411 Home page. Tap on the icon of the conference you would like to view to proceed to the Conference411 Switchboard. The Conference411 switch board allows you to:

-  View Conference Info
-  Browse the Conference Program by day.
-  Browse the conference program by Session type
-  View your personal conference agenda.
-  Browse a list authors.
-  View a map of the conference venue.
-  View a list of exhibitors (if applicable)
-  Conduct a full text search of the conference material
-  Check for available updates for your conference data

Bottom Navigation Bar:

-  Tapping the home icon will allows return you the conference switchboard.
-  Tapping the program icon will takes you directly to a listing of session types.
-  Tapping the agenda icon will allow you to instantly view your personal agenda.
-  Tapping the search icon will allow you to conduct a full text search.

Also, for your convenience, most pages also include a back button to allow you easily return to the previous page.