



Global Climate Change

The Fraudulent Claims & The Recent Science

Nigel P. McQuin

McQuin Electrical Power Consulting, Inc.

N.P.McQuin@ieee.org

IEEE-TR, Charlotte, NC, 03/18/2008

IEEE Pittsburgh Chapter, 04/02/2009 (Updated)

IEEE Dayton Chapter, 11/16/2011 (Updated)





The Fraudulent Claims

- Only the Earth has increased in temperature.
- Carbon-dioxide (CO₂) is the major green-house gas.
- Man is responsible for the major increase of CO₂.
- The developed countries are the main contributors to atmospheric CO₂ levels.

- CO₂ must therefore be sequestered or avoided.
- CO₂ must be measured, assigned and taxed.

News Alert – Increased turbulence in Venus Atmosphere



News Alert – The Martian Ice Caps are Shrinking





Solar System Summary

- Venus, Earth & Mars have ALL experienced temperature rises.
- Venus & Mars are believed to be uninhabited, no SUVs, no power plants, no plant life.
- The current solar cycle, based on sun-spot activity and solar wind measurements, is due to decline significantly in 2012. (NASA/JPL-RAS).
- The NASA Solar Terrestrial Relations Observatory duo-satellites are crucial. (www.nasa.gov/stereo)



Green-House Gases

- Water Vapor – 95%

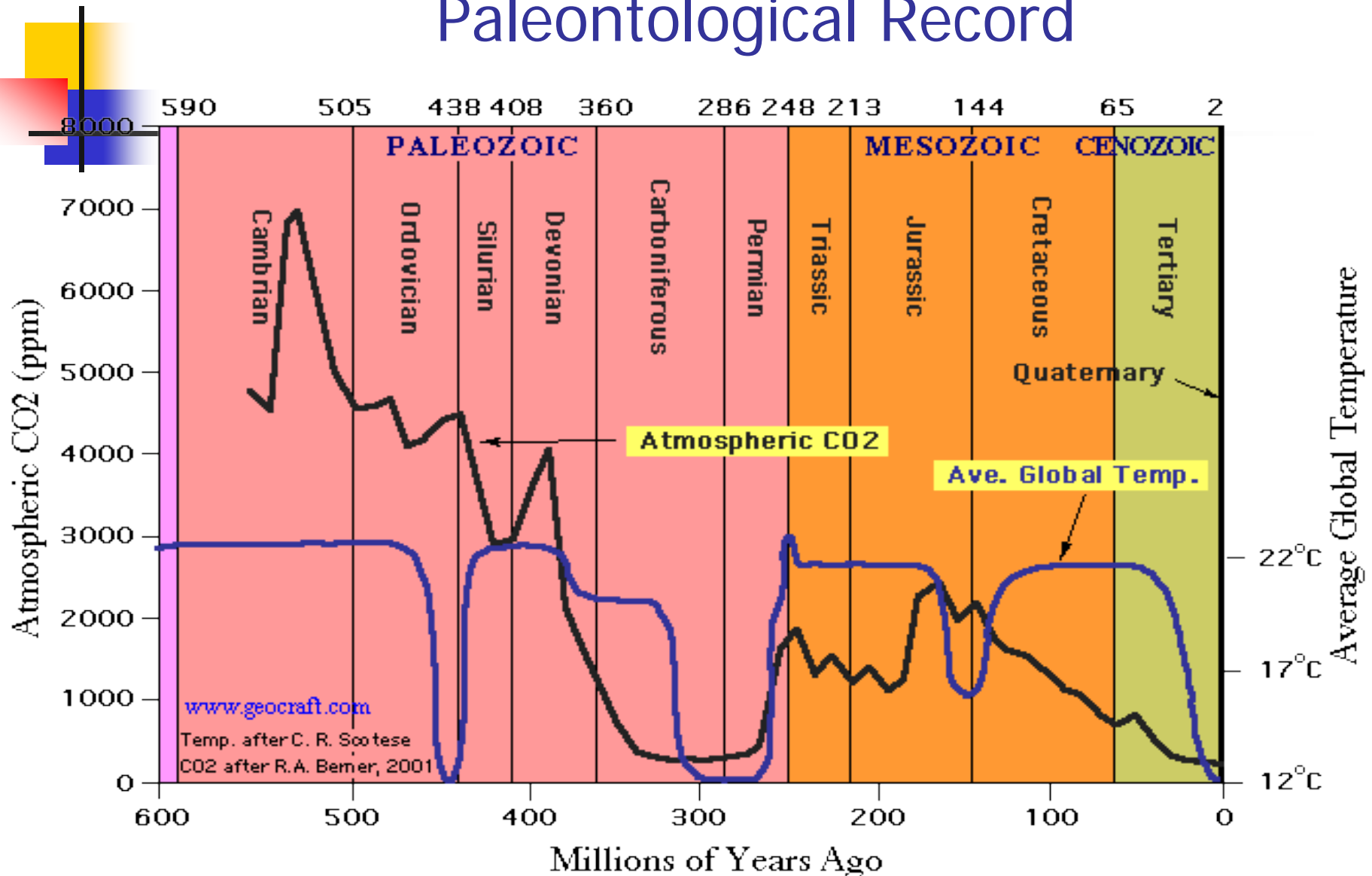
- Carbon-dioxide (CO₂))
- Methane (CH₄)) - 5%
- Sulfur-hexafluoride (SF₆))
- Without GHG – Average terrestrial temperature would be ~0°F, -18°C, Brrr...



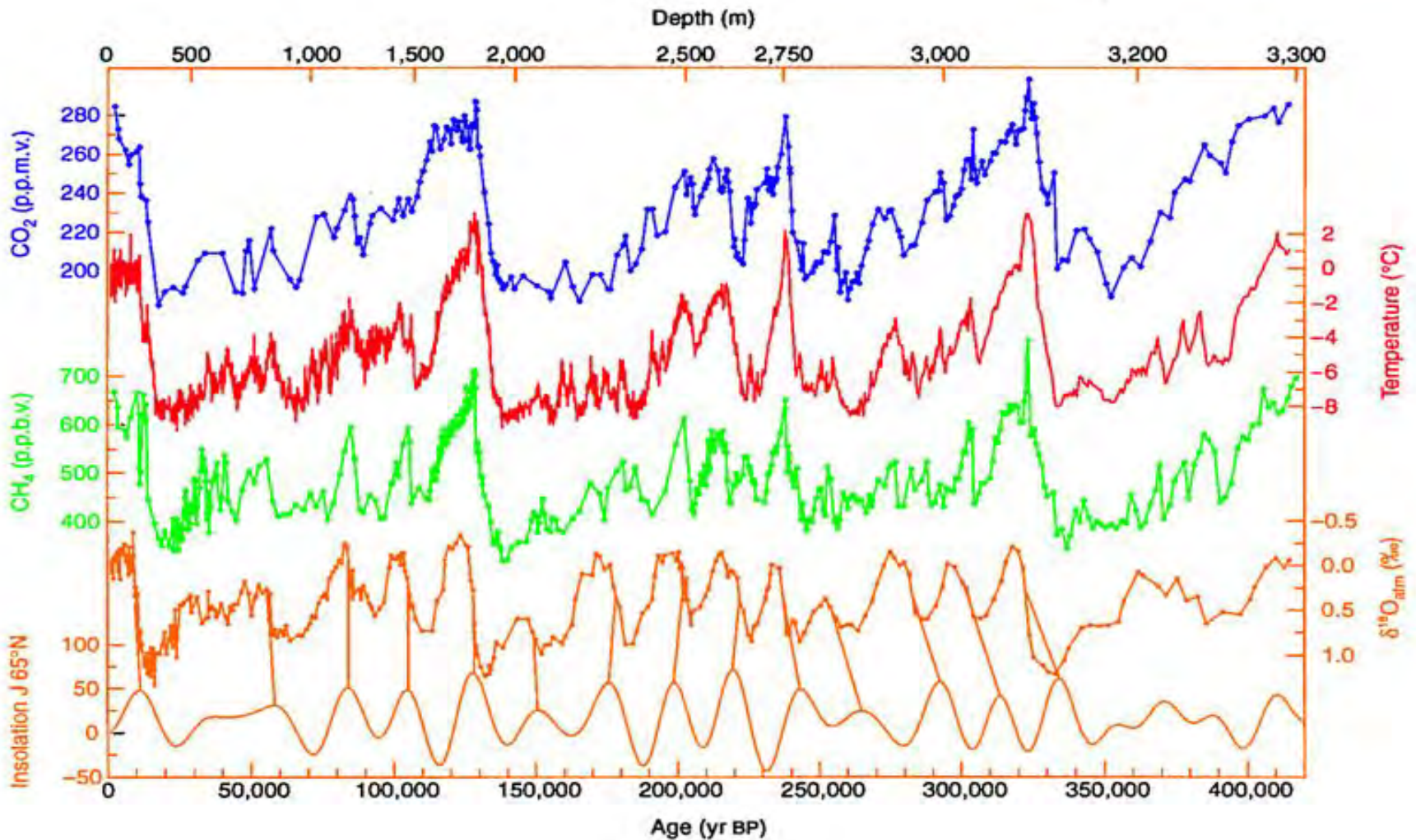
The CO₂ dynamic balance cycle

- Production - Human/animal breath
 - - Burning (oxidation of hydro-carbons)
 - - Volcanic eruptions
- Absorption – Plant Life and Soil Culture
- Storage - Atmosphere
 - - Oceans
- The atmospheric CO₂ concentration is a combination of the relative balance of all these components, human input rate is just 5.3% of the absorption interchange to the atmosphere. (UN-IPCC, 2001); ~0.03% of ALL green-house-gas contributions.

Historical Atmospheric CO₂ – Paleontological Record



Historical CO2 levels – Ice Cores





CO2/temperature correlation

- Long-term – No direct correlation

- Ice Ages at 12 times, 5.5 times and 1.0 times current atmospheric CO2 concentrations.
- Concentration rate changes not linked to temperature.

- Short-term - Apparent time synchronization

- We can use CO2 to predict temperature
- We can develop CO2/carbon measure, taxation, trading policies
- We should stop listening to any further science
- This is our chance to develop global energy policy!!



UK Climate Research History

- Mrs Margaret Thatcher, 1979, election win
 - Needs to diminish influence of National Union of Mineworkers leader, Arthur Scargill.
 - Needs to enhance UK nuclear power industry (builds Sizewell B, inspite of Chernobyl & TMI)
 - Instigates Hadley Center for Climate Prediction and Research – specifically for Government funded research teams on global warming justification
- Mr John Major, 1990, election win
 - “Coal crisis” – 1992, \$32M advertising campaign + renewed research funding into justifying global warming.



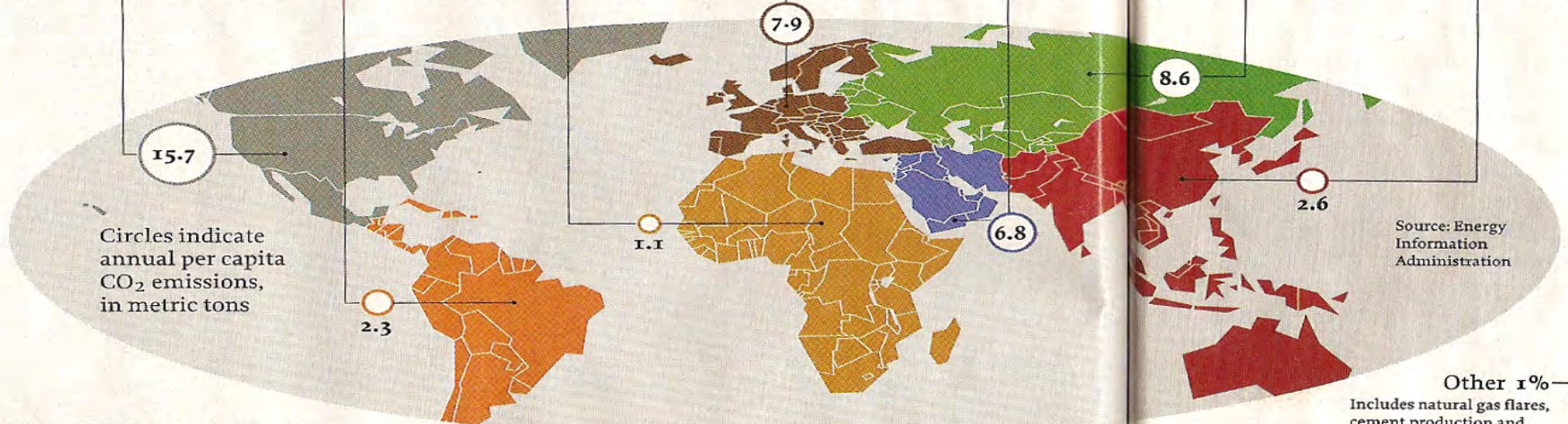
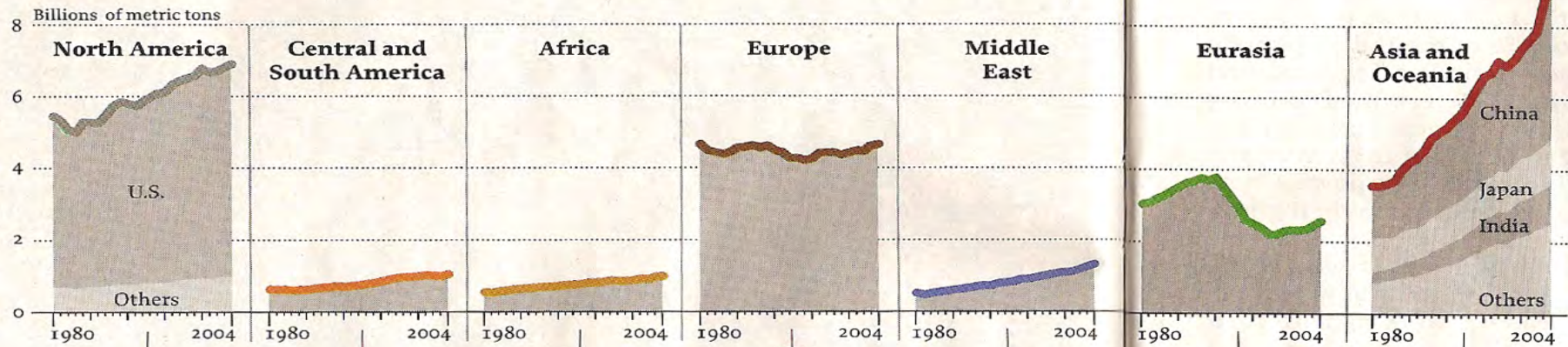
International Events

- UN-IPCC formed in 1988, primarily 52 government-funded scientists, and aides
- Hadley Center appointed operating agency for IPCC scientific working groups - 1991
- GreenPeace survey, 1992, 15 in 400 leading climatologists believed in global warming
- “Earth Summit” – Rio de Janeiro – 1992
- Leipzig Climate Conference – 1995 – draft disputed IPCC assertions on man-made link to global warming – signed by 1500+ dissenting scientists
- Kyoto Summit - 1997 – establishment of first global rules/goals for carbon/CO2 emissions.

Global CO2 emissions

A World of Trouble

Total carbon dioxide emissions from the burning of fossil fuels, by region



Circles indicate annual per capita CO₂ emissions, in metric tons

Source: Energy Information Administration

Other 1%
Includes natural gas flares, cement production and nonfuel emissions

SOURCES OF CO₂ EMISSIONS IN THE U.S.





Global CO2 emissions - facts

- Asia/Oceania passed North America in 1993 at 6 B.tons of CO2.
- Since then: A/O up 55%, NA up just 13%
- Current growth rate:- A/O @ 1.0, NA @ 0.1 B.tons/yr.
- The combined India/China CO2 emissions from uncontrolled coal-mine fires, 250 M.tons of coal per year, equals the combined US/Canadian transportation sector emissions!!
- If CO2 is so damaging to the Earth, how come India and China were exempt at Kyoto; and uncontrolled coal fires were not deemed a global emergency?

Global condemnation

- Why is the US condemned when our emissions growth rate is so small?
- What happens with the extra emissions from the coal-fired power station being added per month in China?
- On a per-capita basis, the US is currently 8.5 times LESS emitting than India/China.
- There is clearly another motive for the imposition of carbon measure, taxation and trading policies.

FRIDAY, DECEMBER 14, 2007 VOL. 81, NO. 136 12/14/07 FINAL

At a U.N. conference in Indonesia, former Vice President Al Gore criticizes the United States as “**principally responsible for obstructing progress**” in talks on global warming.



Dita Alangkara/Associated Press

Former Vice President Al Gore addresses the U.N. Climate Change Conference yesterday in Nusa Dua, Bali, Indonesia.

U.S. takes heat on climate

By Alan Zarembo and Thomas H. Maugh II
Los Angeles Times

NUSA DUA, Indonesia — The European Union threatened yesterday to boycott President Bush's climate summit in Hawaii in January if the United States doesn't allow specific targets for carbon-emission reduction to be included in a draft text being prepared at this week's climate summit on the Indonesian island of Bali.

The draft text is a road map for negotiations to replace the 1997 Kyoto Protocol, which expires in 2012. It calls for industrialized countries to reduce emissions 25 percent to 40 percent below 1990 levels by 2020.

The United States, however, has been adamant that the targets not be included.

The Hawaii talks, known as the Major Economies Meeting on Energy Security and Climate Change, will be meaningless if no targets are included in the Bali text, said Humberto Rosa, chief negotiator from Portugal, which holds the rotating EU presidency.

“No result in Bali means no Major Economies Meeting,” said Sigmar Gabriel of Germany, a top EU environment official. “This is the clear position of the EU. I do not know what we should talk about if there is no target.”

Mr. Bush proposed the meeting of the world's 17 biggest polluters in September, when he skipped an assembly of 90 world leaders convened by the United Nations to consider global warming.

Critics have charged that the Hawaii meeting represents an effort by the United States to control the agenda and force adoption of voluntary emissions standards, rather than the mandatory caps that could have resulted from a U.N.-sponsored convocation.

Former Vice President Al Gore, addressing the delegates meeting on Bali, said the lack of firm targets in the road map should not be a deal breaker.

SEE CLIMATE, PAGE A.4



An Inconvenient Truth – I


- Al Gore's movie has been used for environmental/political indoctrination:
- Required viewing for high-school students in many countries for graduation.
- Contains theories which are not supported by more recent research findings.
- Was challenged in the High Court in UK, as promoting a partisan political view; now required that a 60 page teaching booklet be used when shown in schools.
- Beware of media coverage proclaiming the “Debate has ended”, “Full consensus”, and refusing expert guests.



An Inconvenient Truth - II

- More recent research shows global temperatures stopped rising in 1998!
- More detailed ice-core analysis (1988 - 2007) found that the temperature rise occurs ahead of CO2 concentration changes, by between 400 – 1200 years!
- International Conference on Climate Change, New York City, 03/02-04/2008, 600+ dissenting scientists attend.
- So why are we still worried about CO2?
- When is someone going to tell the UN/Capitol Hill?

CO2 is plant food!




By David M. Sanders, for USA TODAY
-Cutting edge: Allen Wright, president of Global Resources Technologies, has built a machine that captures carbon dioxide from the air. It's one idea in the pursuit to combat greenhouse gases.

Global warming inspires enterprising solutions



Let's avoid a war!
We need each other!





EPA & CO2

- 02/24/2009 – Climate czarina – EPA to issue rules on CO2 regulations, as it is a danger to the public.
- 03/10/2009 – EPA declares CO2 threatens both public health and welfare – internal memo. Includes reference to inducing crop failures?
- 03/16/2009 – Issues draft regulations for the mandatory reporting of GHG emissions from large sources – which includes
 - Carbon-dioxide (CO2), Methane (CH4), Sulfur-hexafluoride (SF6)
 - Nitrous Oxide (N2O), (HFC), (PFC) and other fluorinated gases
 - Unit of measure – mtCO2e
 - Implementation – 01/01/2010 for all suppliers of industrial gases and fossil fuels, manufacturers of vehicles and engines, and all facilities that emit 25,000 mtCO2e or more of GHG per year- actioned 09/30/2011.
- 03/23/2009 – proposal to label CO2 as a danger to public welfare, and to be formerly regulated as a pollutant
- April 2009 – expect formal issuing of signed rules.



NEMA Task Group effort

- Not challenging the basis of the rulings
- Study implementation of mandatory reporting requirements:
 - Measurement of 25000 mtCO₂e
 - Calibration & accuracy tolerances
 - Paperwork and submission procedures
- I withdrew from effort on 03/30/2009, along with other external independent advisors

Capitol Hill & CO2

‘This finding will officially end the era of denial on global warming.’

ED MARKEY, head of the House climate-change committee, on the EPA’s conclusion that greenhouse gases threaten public health





Capitol Hill & CO2

- House Energy & Commerce Committee
 - Chairman – Henry Waxman
 - Local rep. – Tim Murphy
 - Objective – draft carbon “cap & trade” legislation out of committee by Memorial Day 2009
 - Outcome – major financial/legal/taxation burdens on all carbon related business/services
 - Progress blocked, so EPA is ruling independently without Congressional approval under the Clean Air Act and other regulatory instruments.



IEEE SCC40 effort

- Not challenging the basis of the legislation
- P1565 study implementation of legislation to:
 - Transportation
 - Industrial processes
 - Residential
 - Electrical grid infra-structure
 - Electrical grid operations
 - Generation
 - Energy storage
- I resigned from effort on 02/19/2009, along with several other IEEE members who also disagree.



Oops!

- Jan 2010, UN-IPCC recants Himalayan glacier data.
- Feb 2010, Prof. Phil Jones, Univ of East Anglia, falsification of climate extrapolation data, “hockey stick” chart. (Penn State Univ. also implicated in e-mail traffic)
- June 2010, UN-IPCC chairman Pachauri reverses his opinion on man-made global warming claims by skeptics!!
- July 2010, EU Commissioner on Climate Action admonishes Power Utility executives on CO2 emission regulations, her background history/literature!!
- Nov 2010, Al Gore reverses opinion on ethanol CO2 impact and subsidy policies



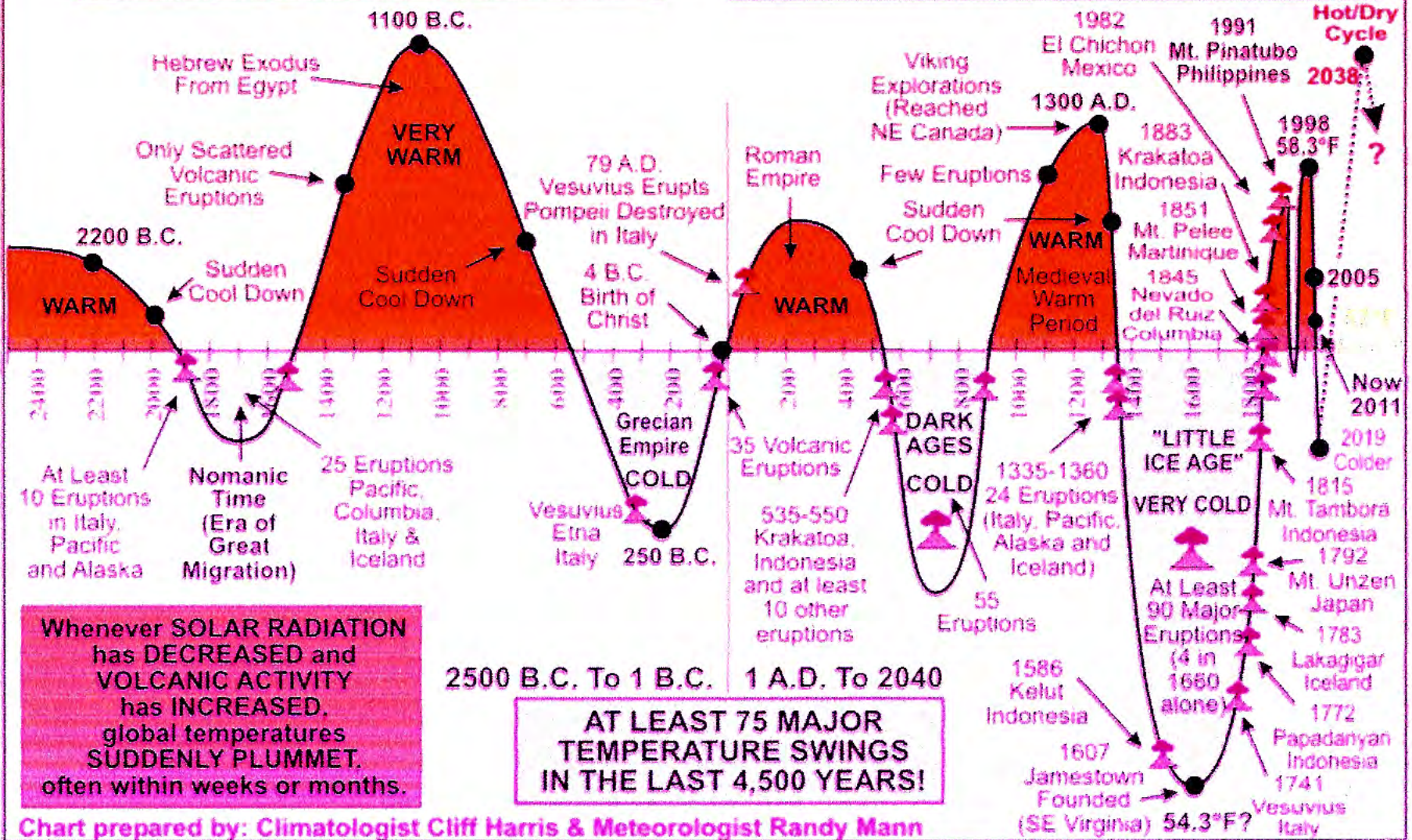
Oops!!

- Jan 2011, Chicago Climate Exchange, CCX, closes as share price for CO₂ falls below 6c/tonne!!
- May 2011, CERN ‘Cloud’ experiment dis-credits climate change models interaction to cosmic rays and atmospheric absorption assumptions! Dr. Jasper Kirkby.
- Sept 2011, NASA ‘Jason’ satellites report falling global mean sea-levels.
- Sept 2011, NASA ‘HiRes Telescope’ record major sublimation of south pole CO₂ ice cap on Mars!!

GLOBAL TEMPERATURES (2500 B.C. TO 2040 A.D.)

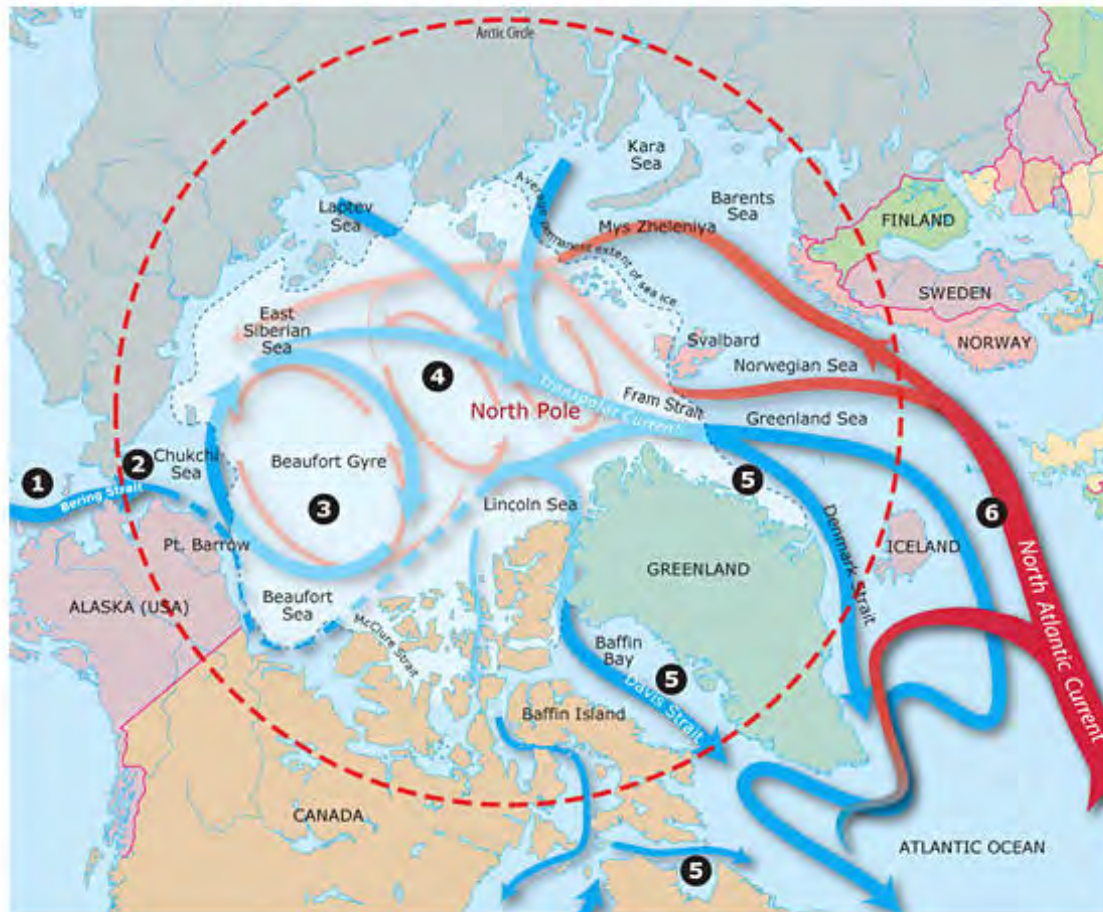
MAJOR GLOBAL COOLING SINCE LATE 2007
 A 0.9 Degree Fahrenheit drop in global temperatures from late 2007 to February 2009.

MOUNT PINATUBO ERUPTION (Philippines)
 1.1 Degree F. Rapid Cool Down (June 1991 to March 1992)
 Global Temperature Went From 0.6 Degrees Above Normal To 0.5 Degrees Below Normal.



Northern Hemisphere example

Image : Arctic Ocean Circulation Primer

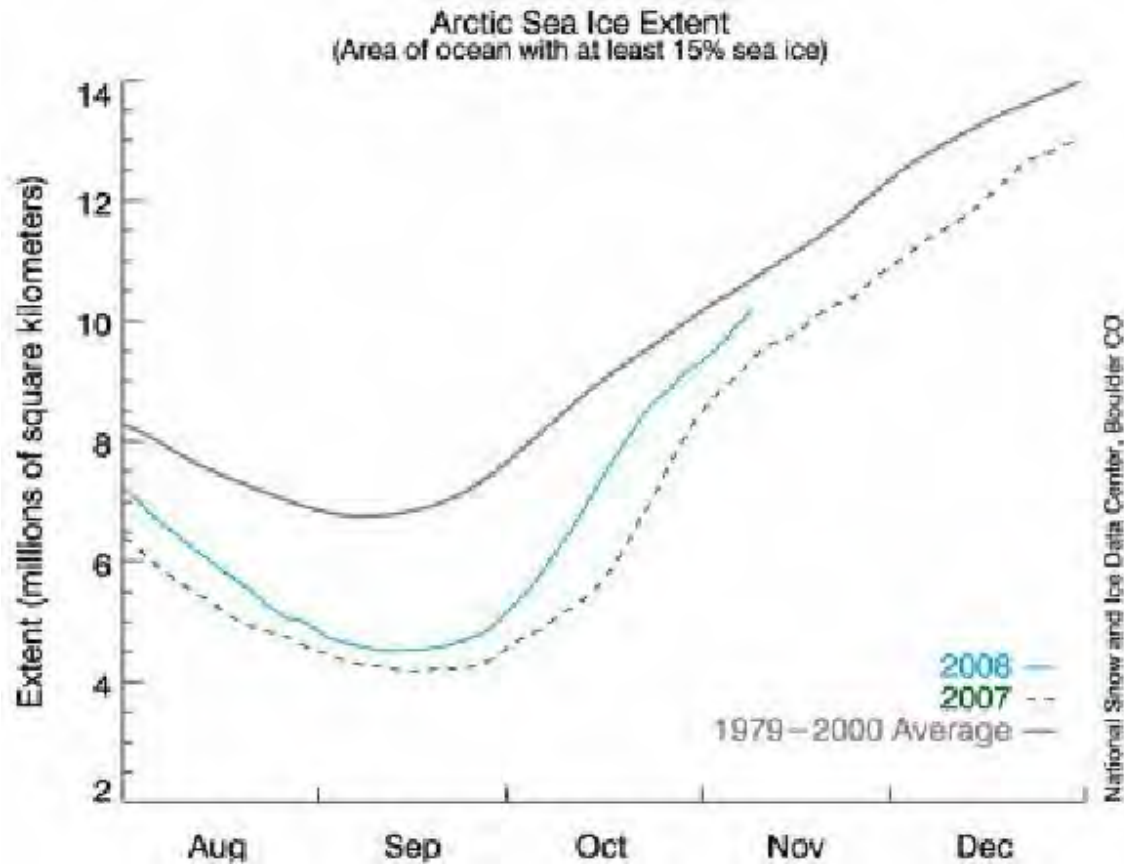




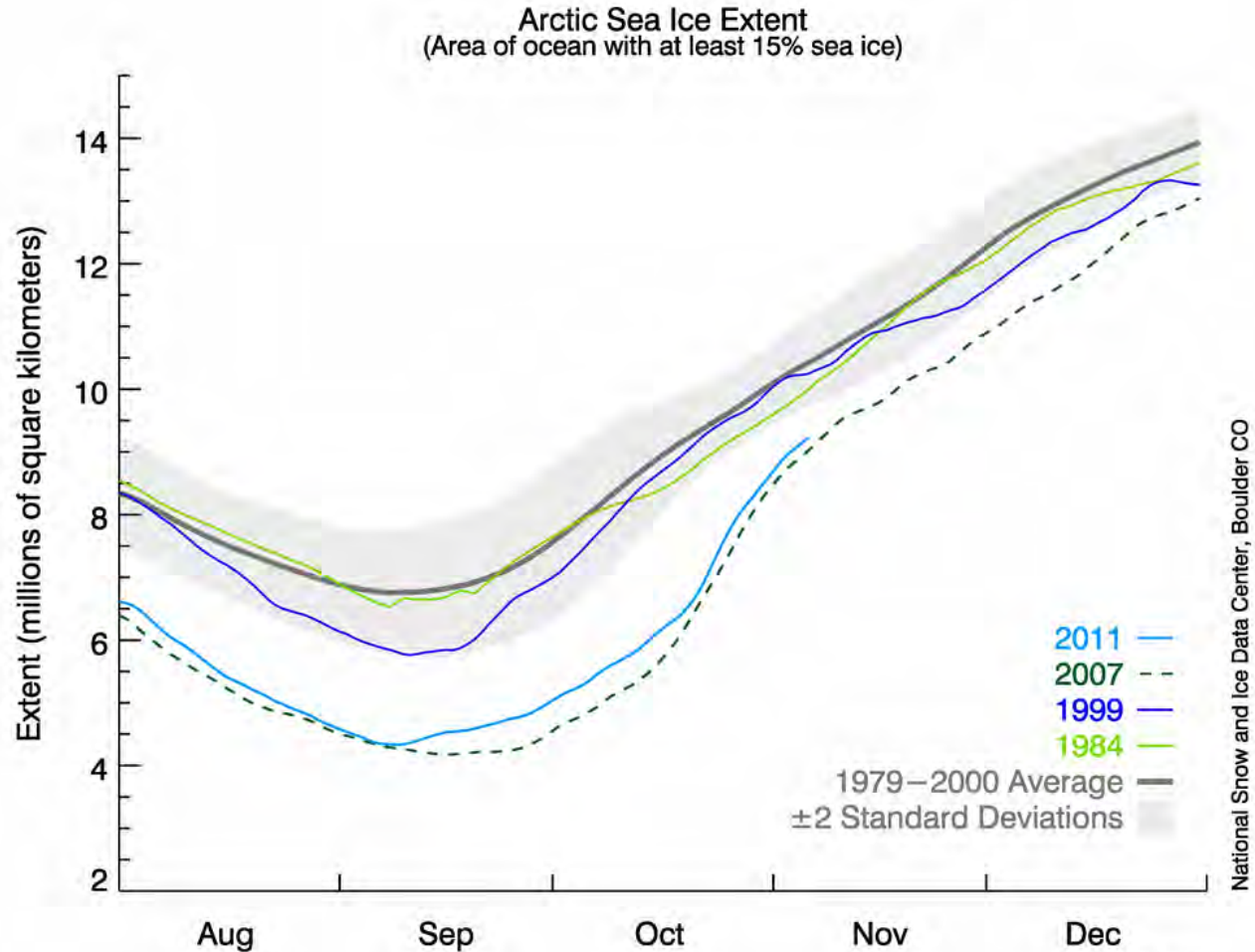
Northern Hemisphere dire warnings

- All the polar ice will disappear by 2012
- All the polar bears will die
- Sea levels will rise and inundate low lying areas of the continental coast-lines
- International conflicts expected over emerging under-sea mineral deposits

Northern Hemisphere Ice-coverage - I



Northern Hemisphere Ice-coverage - II



06 Nov 2011

Northern Hemisphere Ice-coverage - III

Sea Ice Extent
02/28/2009



National Snow and Ice Data Center, Boulder, CO

median
1979-2000



Northern Hemisphere Agriculture/exploration - I

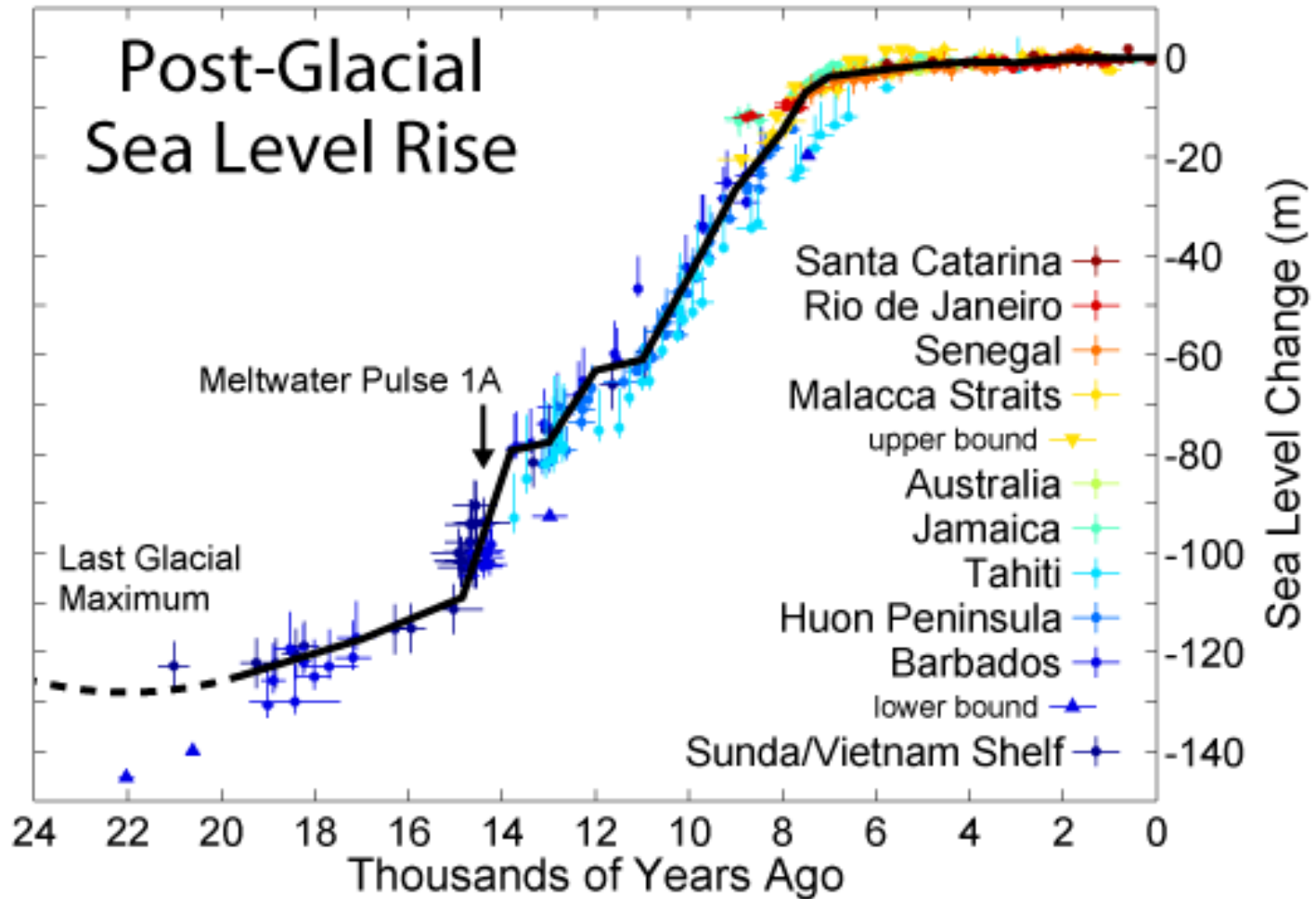
- 0 – 80AD; Romans grow grapes and produce wine from extensive vineyards in Northern England!!
- 860AD, Svarsson and then Naddod reach Iceland.
- 870AD, Vilgerdasson establishes first permanent colony on Iceland.
- 930AD, major agriculture/fishery based colonies based across much of Iceland.
- 935AD, Gunnbjorn reaches Greenland
- 982-5AD, Eric the Red lives in Greenland
- 986AD, Eric the Red establishes two permanent colonies in Greenland on south tip and west coast locations



Northern Hemisphere Agriculture/exploration - II

- 988AD, Herjulfsson misses Greenland on return voyage, sights but does not land on Baffin Island, Labrador and Newfoundland.
- 1002AD, Lief Ericson establishes colony in Vinland (Labrador)
- 1421AD, Chinese Imperial Navy Squadron sails into the Arctic Ocean
- 1425AD, Nordic settlements in Greenland are abandoned as cultivated farmland is encroached by permafrost, and pack-ice restricts fishing activities.
- 1550-1700AD, Ice fairs are held each winter on the frozen River Thames in central London!
- Note: The polar bears survived the Medieval Warm Period.

Sea-level data – post glacial



Sea-level data - historic

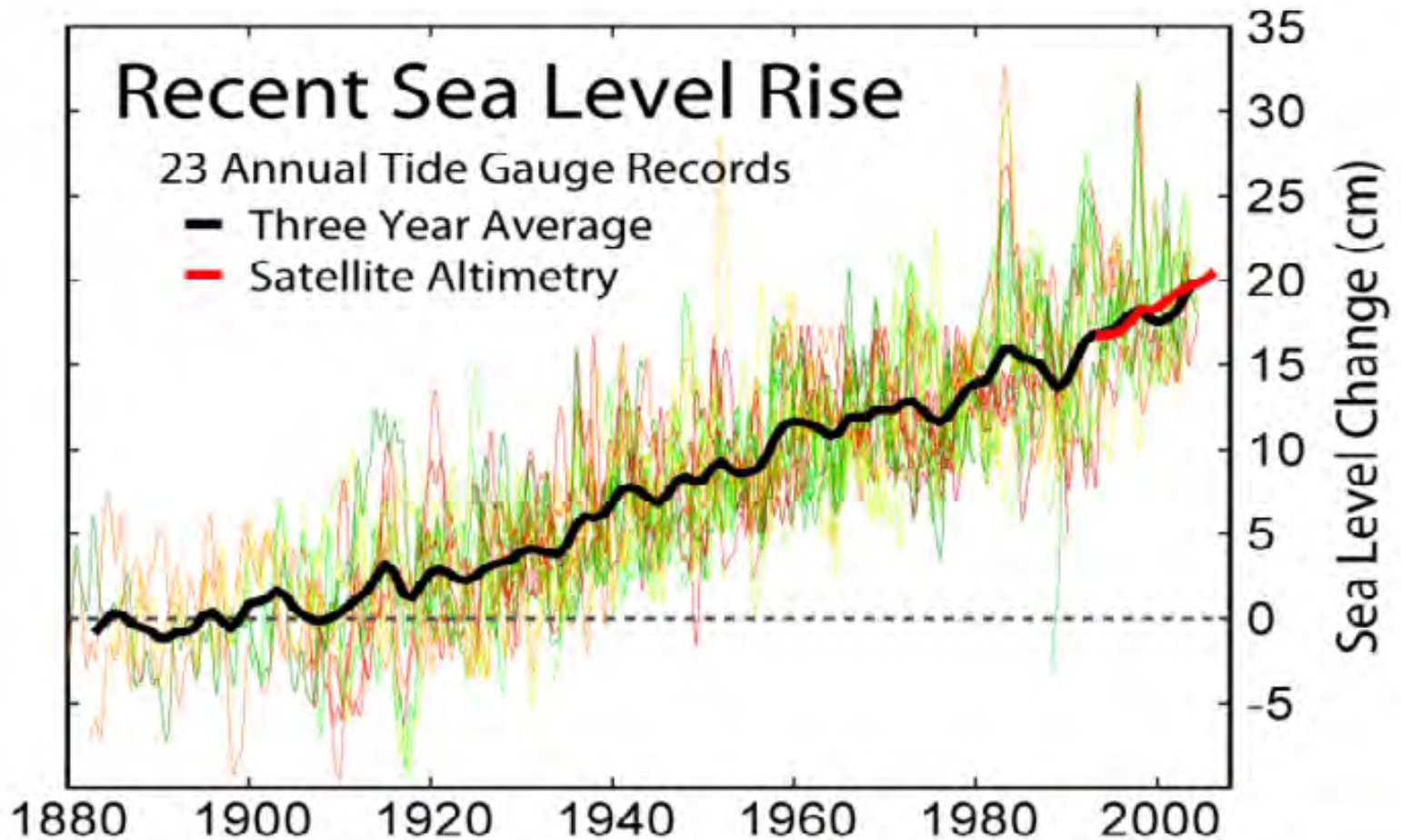
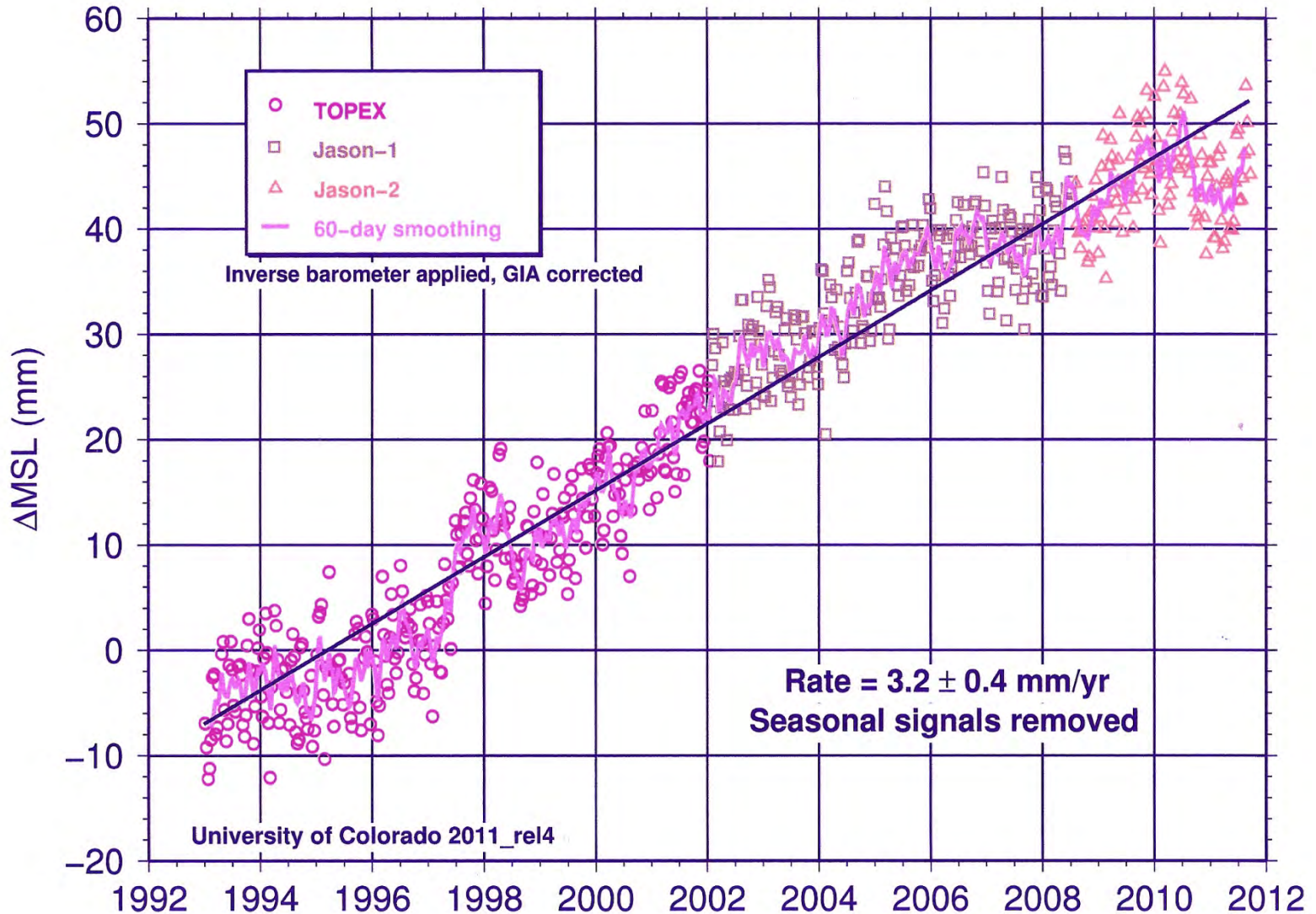


Image from GlobalWarmingArt.com

http://www.globalwarmingart.com/wiki/Image:Recent_Sea_Level_Rise_png

Sea-level data - recent





Dissenting scientists - I

- 12/11/2008 – US Senate Minority Report
 - 650 scientist initially signed the report
 - 50+ more have signed since, from Japan, Italy, UK, Czech Republic, the U.S. and many are affiliated with prestigious institutions including, NASA, U.S. Navy, U.S. Defense Department, Energy Department, U.S. Air Force, the Philosophical Society of Washington, Princeton University, Tulane University, American University, Oregon State University, U.S. Naval Academy and the **EPA!!!**

Report is dissenting of the UN-IPCC 2007 report, prepared by their 52 hand-picked government funded scientists, and their draft editing aides (non-technical).



Dissenting scientists - II

- Prominent Japanese Geologist Dr. Shigenori Maruyama, a professor at the Tokyo Institute of Technology's Department of Earth and Planetary Sciences, said in March 2009 that “there was widespread skepticism among his colleagues about the UN-IPCC 4th & 7th assessment report that most of the observed global temperature increase since the mid-20th century ‘is very likely due to the observed increase in anthropogenic greenhouse gas concentrations.’” Maruyama noted that when this question was raised at a Japan Geoscience Union symposium last year, ‘the result showed 90 per cent of the participants do not believe the UN-IPCC reports.’”



Dissenting scientists - III

- Climatologist and Palaeoclimate researcher Dr. Diane Douglas, who has authored or edited over 200 technical reports, also declared natural factors are dominating climate, not CO₂.
- “The recent ‘panic’ to control GHG (greenhouse gas) emissions and billions of dollars being dedicated for the task has me deeply concerned that the US, and other countries, are spending precious global funds to stop global warming, when it is primarily being driven by natural forcing mechanisms,”



Dissenting scientists - IV

- UN IPCC Scientist Dr. Steven M. Japar, a PhD atmospheric chemist who **was** part of Intergovernmental Panel on Climate Change's (IPCC) Second (1995) and Third (2001) Assessment Reports, and has authored 83 peer-reviewed publications and in the areas of climate change, atmospheric chemistry, air pollutions and vehicle emissions, challenged the IPCC's climate claims.
- “Temperature measurements show that the [climate model-predicted mid-troposphere] hot zone is non-existent. This is more than sufficient to invalidate global climate models and projections made with them!”

Japar told the Environment and Public Works Committee on January 7, 2009.



Dissenting scientists - V

- ***“I am appalled at the state of discord in the field of climate science... There is no observational evidence that the addition of anthropogenic greenhouse gas emissions have caused any temperature perturbations in the atmosphere.”***
- Award-winning atmospheric scientist Dr. George T. Wolff, former member of the EPA’s Science Advisory Board, served on a committee of the National Oceanic and Atmospheric Administration (NOAA) and authored more than 90 peer-reviewed studies.



Dissenting scientists - VI

- ***“The cause of these global changes is fundamentally due to the Sun and its effect on the Earth as it moves about in its orbit. Not from man-made activities.” –***
- Retired Award Winning NASA Atmospheric Scientist Dr. William W. Vaughan, recipient of the NASA Exceptional Service Medal, a former Division Chief of NASA’s Marshall Space Flight Center, and author more than 100 refereed journal articles, monographs, and papers.



Dissenting scientists - VII

- ***“I appreciate the opportunity to add my name to those who disagree that global warming is man-made... Hansen embarrassed NASA by coming out with his claims of global warming.”***
- - Retired senior NASA atmospheric scientist Dr. John S. Theon, a former supervisor of NASA’s James Hansen, and the former Chief of the Climate Processes Research Program at NASA Headquarters and former Chief of the Atmospheric Dynamics & Radiation Branch.



Dissenting scientists - VIII

- ***“It is amazing to me, as a professional geologist, how many otherwise intelligent people have, as some may say, ‘drunk the Al Gore Kool-Aid’ concerning global climate change.”***

Professional Geologist Earl F. Titcomb Jr. has co-authored analyses of geological and seismological hazards.

- *There are plenty more of these testimonials if you care to search.....but I will stop here.*



Other implications/proposals

- Substantial refugee populations are being generated by the influx of “green-money” into corrupt/developing countries, indigenous farmers being forced from their lands.
- Australian feral camel populations to be slaughtered to reduce national GHG emissions, CO₂ & CH₄, to meet Kyoto Agreement obligations.
- Carbon capture and sequestration projects, using CO₂ gas injection into underground reservoirs to be exempt from EPA scrutiny, despite growing scientific concerns on ground water contamination issues.



Conclusions

- We need to acknowledge that the CO₂, and the carbon economy/policies, are fraudulent.
- We need to recognize that the politicians/legislators have stopped listening to the science after ~1985.
- We need to collectively act before any further CO₂/C legislation/taxation burdens are added to our personal or national economies.



Further information

- www.heartland.org
- www.nsidc.org
- www.inhofe.senate.gov
- www.nexusmagazine.com
- www.nasa.gov
- www.globalpolicy.org
- www.unfccc.int
- www.sepp.org

I encourage your individual research and study on this important subject. Thank You