



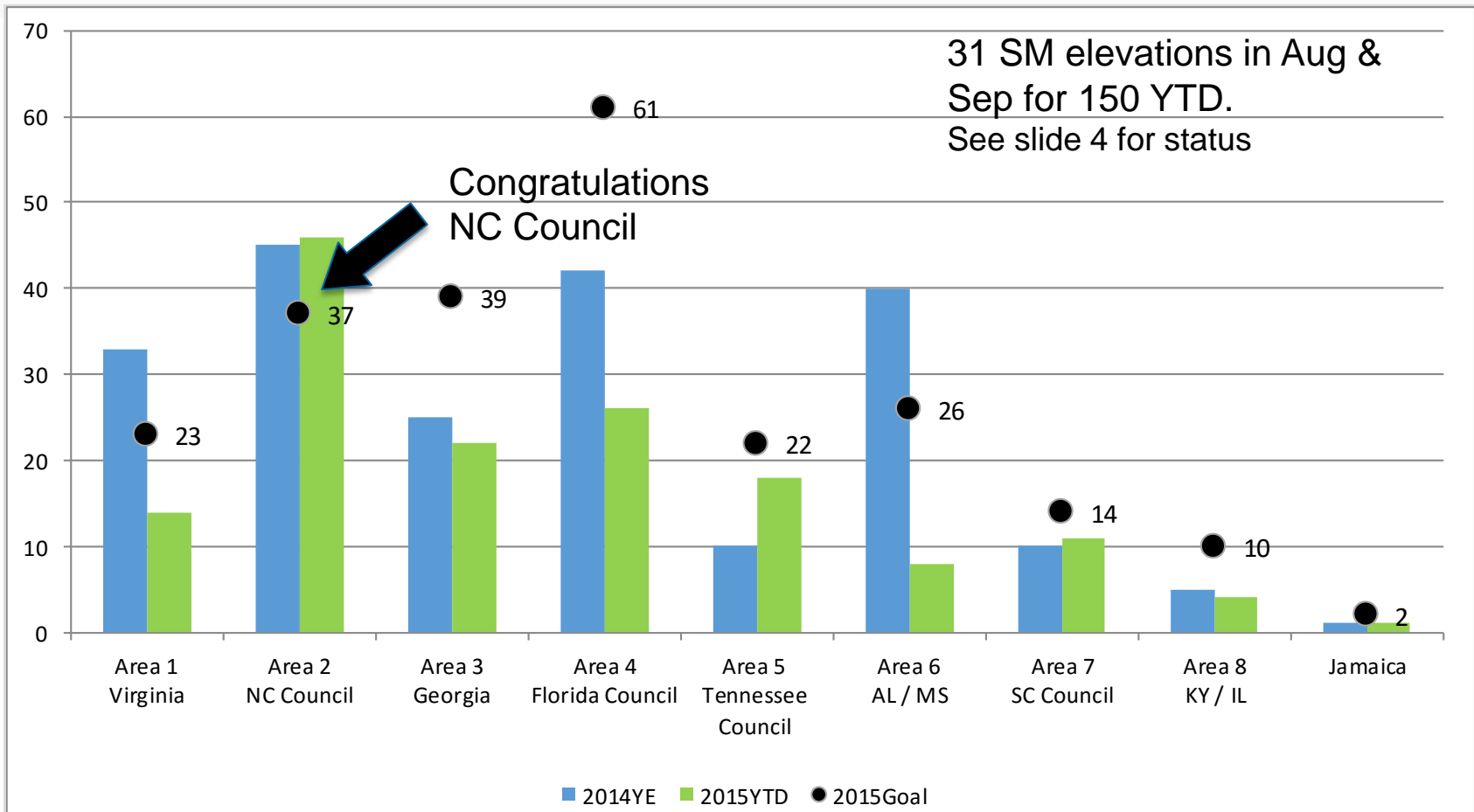
Member Engagement & Life Cycle

October 12, 2015 Report to the Region 3 ExCom

Senior Member Elevations July 2015 YTD

10/12/2015

2015 Goal: Our Region goal is 215 Senior Member elevations.



Senior Member Elevations

July 2015 YTD

10/12/2015

	2014YE	2015YTD	2015Goal		2014YE	2015YTD	2015Goal
Area 1	33	14	23	Area 2 / NC Council	45	46	37
CENTRAL VIRGINIA	5	1	5	CENTRAL NORTH CAROLINA	7	2	3
HAMPTON ROADS	17	3	6	CHARLOTTE	14	8	6
RICHMOND	10	6	8	EASTERN NORTH CAROLINA	22	24	24
VIRGINIA MOUNTAIN	1	4	4	WESTERN NORTH CAROLINA	2	11	2
				WINSTON-SALEM		1	2
Area 3	25	22	39	Area 4/Florida Council	42	26	61
ATLANTA	24	19	34	BROWARD	12	2	5
CENTRAL GEORGIA		1	3	CANAVERAL	1		2
SAVANNAH	1	2	2	DAYTONA	3	2	2
				FLORIDA WEST COAST	4	6	14
Area 5/Tennessee Council	10	18	22	GAINESVILLE	4	4	3
CENTRAL TENNESSEE	2	2	6	JACKSONVILLE	2	2	4
CHATTANOOGA	2	3	3	MELBOURNE			6
EAST TENNESSEE	6	13	8	MIAMI	5	2	5
MEMPHIS			4	NORTHWEST FLORIDA			3
TRI CITIES			1	ORLANDO	7	5	9
				PALM BEACH	1	2	6
Area 6	40	8	26	TALLAHASSEE AREA	3	1	2
ALABAMA	8	3	8				
HUNTSVILLE	24	2	12	Area 8	5	4	10
MISSISSIPPI	4	3	4	EVANSVILLE-OWENSBORO	1		2
MOBILE	4		2	LEXINGTON	2	2	4
				LOUISVILLE	2	2	4
Area 7/SC Council	10	11	14				
CENTRAL SAVANNAH RIVER	1		2	JAMAICA	1	1	2
COASTAL SOUTH CAROLINA	3	4	4				
COLUMBIA	3	2	4				
PIEDMONT	3	5	4				



Event Held



Event Planned



No Event Planned or no Report



Where do we stand today?

10/12/2015

- ▶ We did not achieve our Aug & Sep target (31 vs 39). As of the July panel we have 150 Senior Member elevations and need 65 more to meet our 2015 Region goal of 215.
- ▶ 55 applications currently will be in the October panel. 66 pending applications needing references. Please make these 66 application a priority to complete. The revised panel targets: Oct 50 & Nov 15.
- ▶ Most Sections should have completed their Roundup events. Follow up on all application in your Section.
- ▶ The [2015 Winter Region 3](#) newsletter provided two excellent articles to support Senior Member elevation. See the following link for the [IEEE Senior Membership Nomination Event Guide](#)

2015 Panel Schedule

10/12/2015

2015 Submission		
Deadline Dates	2015 Panel Dates	Location
28 January	7 February	New Orleans, LA, USA (R5)
25 February	7 March	Charleston, SC, USA (R3)
13 April	25 April	Taipei, Taiwan (R10)
11 May	23 May	Northern Virginia, USA (R2)
12 June	27 June	London, England (R8)
8 July	18 July	Indianapolis, IN, USA (R4)
31 July	15 August	Guadalajara, Mexico (R9)
4 September	19 September	Montreal, Canada (R7)
14 October	24 October	Portland, OR, USA (R6)
11 November	21 November	New Brunswick, NJ, USA (R1)

- ▶ November is the last 2015 panel meeting.

Pending Applications Needing References

10/12/2015

Area	SECTION	LAST NAME	FIRST NAME	REF #1	REF #2	REF #3
Area 1	Hampton Roads Section	Edmonson	William	W.A.	A.R.	
Area 1	Richmond Section	Daniher	Peter	D.W.		
Area 1	Richmond Section	Darron	Carl	J.D.		
Area 1	Virginia Mountain Section	Leslie	Leonard	J.R.	D.H.	
Area 2 / NC Council	Charlotte Section	Brindle	Edward	J.C.		
Area 2 / NC Council	Charlotte Section	CAMPBELL	TASTLIE	M.W.		
Area 2 / NC Council	Charlotte Section	Fagan	Terence	K.D.		
Area 2 / NC Council	Charlotte Section	Moland	Kathryn	S.K.		
Area 2 / NC Council	Eastern North Carolina Section	Bittle	Michael	G.R.	G.C.	
Area 2 / NC Council	Eastern North Carolina Section	Bodette	Edward	J.D.	S.C.	
Area 2 / NC Council	Eastern North Carolina Section	Castelao	Julio	U.A.	K.K.	
Area 2 / NC Council	Eastern North Carolina Section	Couto	Aroldo	M.R.		
Area 2 / NC Council	Eastern North Carolina Section	Frederick	Thomas	L.L.	B.S.	
Area 2 / NC Council	Eastern North Carolina Section	GAJEWSKI	DONALD			
Area 2 / NC Council	Eastern North Carolina Section	Harris	Theodore	P.F.		
Area 2 / NC Council	Eastern North Carolina Section	Jiang	Xiaoning	M.C.		
Area 2 / NC Council	Eastern North Carolina Section	MANDIC	GORAN	E.M.	A.N.	
Area 2 / NC Council	Eastern North Carolina Section	Pong	Muy Long	P.L.		
Area 2 / NC Council	Eastern North Carolina Section	Williams	Laurie	M.S.	M.V.	
Area 2 / NC Council	Eastern North Carolina Section	Woodyard	Terrance	T.O.		
Area 3	Atlanta Section	Browning	Thane	R.S.	S.C.	
Area 3	Atlanta Section	Harrington	James	T.B.	S.F.	
Area 3	Atlanta Section	Jordan	Jim	T.B.	C.F.	
Area 3	Atlanta Section	Kroening	Adam	T.B.	W.W.	
Area 3	Atlanta Section	North Macon	Allyce	T.B.	S.F.	
Area 3	Atlanta Section	Rogers	Shawn	C.F.	T.B.	
Area 4/Florida Council	Canaveral Section	Nyffenegger	Paul	R.F.		
Area 4/Florida Council	Daytona Section	Rodriguez	Jorge	C.H.		
Area 4/Florida Council	Florida West Coast Section	Basciano	Frank	R.H.		
Area 4/Florida Council	Florida West Coast Section	Kelly	Kenneth	K.D.	K.A.	
Area 4/Florida Council	Jacksonville Section	Baber	David	W.S.	W.W.	
Area 4/Florida Council	Jacksonville Section	Denman	Richard			
Area 4/Florida Council	Jacksonville Section	Shroads	David	W.S.	W.W.	
Area 4/Florida Council	Jacksonville Section	Simmons	Russell	W.S.		

Pending Applications Needing References

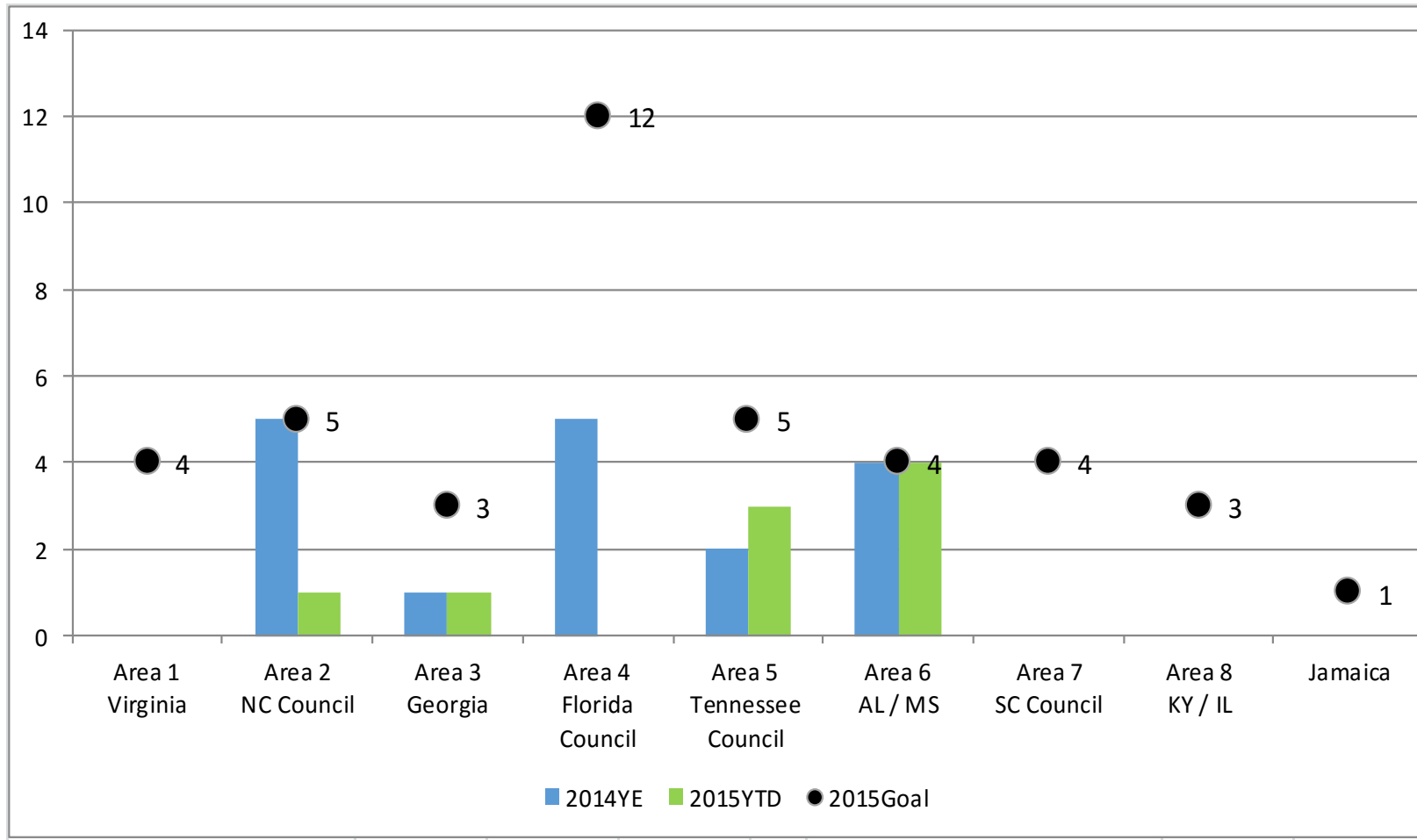
10/12/2015

Area	SECTION	LAST NAME	FIRST NAME	REF #1	REF #2	REF #3
Area 4/Florida Council	Melbourne Section	Middleton	Charles	R.D.	A.P.	
Area 4/Florida Council	Northwest Florida Section	Hoffman	Robert	D.Z.		
Area 4/Florida Council	Orlando Section	Jackson	Robert	L.G.	S.B.	
Area 4/Florida Council	Tallahassee Area Section	Hollister	John	C.L.	B.H.	
Area 5/Tennessee Council	Central Tennessee Section	Dallas	Joy	M.L.		
Area 5/Tennessee Council	Central Tennessee Section	Turner	John	A.G.		
Area 5/Tennessee Council	Chattanooga Section	Barnett	Robert	J.N.	S.J.	
Area 5/Tennessee Council	East Tennessee Section	Beard	Lisa	C.F.	D.N.	
Area 5/Tennessee Council	East Tennessee Section	Chen	Suheng	L.T.		
Area 5/Tennessee Council	East Tennessee Section	Coble	Jamie	E.H.		
Area 5/Tennessee Council	East Tennessee Section	Karnowski	Thomas	L.F.	D.K.	
Area 5/Tennessee Council	East Tennessee Section	Maclennan	Bruce	L.P.	L.T.	
Area 5/Tennessee Council	East Tennessee Section	Nutaro	James	G.T.	L.P.	
Area 5/Tennessee Council	Tri Cities Section	Hoque	Mohammad	E.H.	A.P.	
Area 6	Alabama Section	Hutchins	Roy	M.W.		
Area 6	Alabama Section	Wood	James	L.T.	S.H.	
Area 6	Huntsville Section	Carter	Terrence	S.D.		
Area 6	Huntsville Section	Colgan	Teresa			
Area 6	Huntsville Section	Fu	Jian	D.D.		
Area 6	Huntsville Section	Harrell	Corey	D.D.		
Area 6	Huntsville Section	Henson	Phillip	S.D.		
Area 6	Huntsville Section	Joiner	Laurie	E.G.		
Area 6	Huntsville Section	Lindeman	Philip	D.D.		
Area 6	Huntsville Section	Maurer	Christopher	S.D.		
Area 6	Mobile Section	Nicholson	Warren	A.S.	J.S.	
Area 6	Montgomery Subsection	Swamidurai	Rajendran	J.C.		
Area 7/SC Council	Columbia Section	Ginn	Herbert	L.C.		
Area 8	Lexington Section	Wilson	William	P.S.	J.A.	
Area 8	Louisville Section	Schmitt	Marcio	J.J.		
Area 9	Jamaica Section	Fokum	Daniel	D.D.		
Area 9	Jamaica Section	Muir	Dave	J.P.	J.G.	

Young Professional Events September 2015 YTD

10/12/2015

2015 Goal: Hold at least 1 Young Professional event in each section



Young Professional Events

September 2015 YTD

10/12/2015

2015 Goal: Hold at least 1 Young Professional event in each section

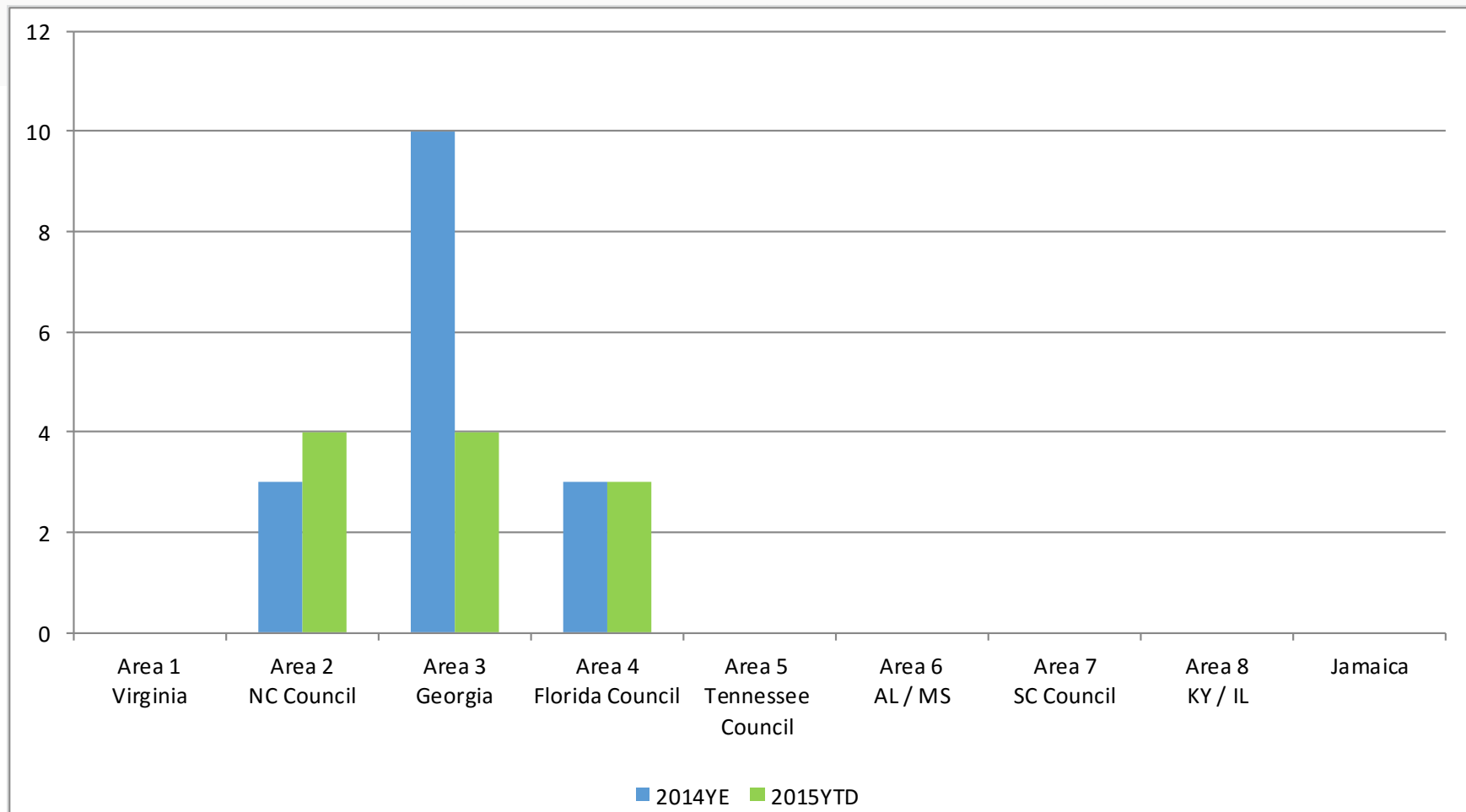
	2014YE	2015YTD	2015Goal		2014YE	2015YTD	2015Goal	
Area 1	0	0	4		Area 2 / NC Council	5	1	5
CENTRAL VIRGINIA			1		CENTRAL NORTH CAROLINA			1
HAMPTON ROADS			1		CHARLOTTE		1	1
RICHMOND			1		EASTERN NORTH CAROLINA	5		1
VIRGINIA MOUNTAIN			1		WESTERN NORTH CAROLINA			1
					WINSTON-SALEM			1
Area 3	1	1	3		Area 4/Florida Council	5	0	12
ATLANTA	1	1	1		BROWARD			1
CENTRAL GEORGIA			1		CANAVERAL			1
SAVANNAH			1		DAYTONA			1
Area 5/Tennessee Council	2	4	5		FLORIDA WEST COAST	2		1
CENTRAL TENNESSEE		1	1		GAINESVILLE			1
CHATTANOOGA			1		JACKSONVILLE			1
EAST TENNESSEE			1		MELBOURNE	3		1
MEMPHIS	2	3	1		MIAMI			1
TRI CITIES			1		NORTHWEST FLORIDA			1
					ORLANDO			1
Area 6	4	4	4		PALM BEACH			1
ALABAMA		2	1		TALLAHASSEE AREA			1
HUNTSVILLE	4	2	1					
MISSISSIPPI			1		Area 8	0	0	3
MOBILE			1		EVANSVILLE-OWENSBORO			1
					LEXINGTON			1
Area 7/SC Council	0	0	4		LOUISVILLE			1
CENTRAL SAVANNAH RIVER			1					
COASTAL SOUTH CAROLINA			1		JAMAICA	0	0	1
COLUMBIA			1					
PIEDMONT			1					



Women in Engineering Events

September 2015 YTD

10/12/2015



Women in Engineering Events

September 2015 YTD

10/12/2015

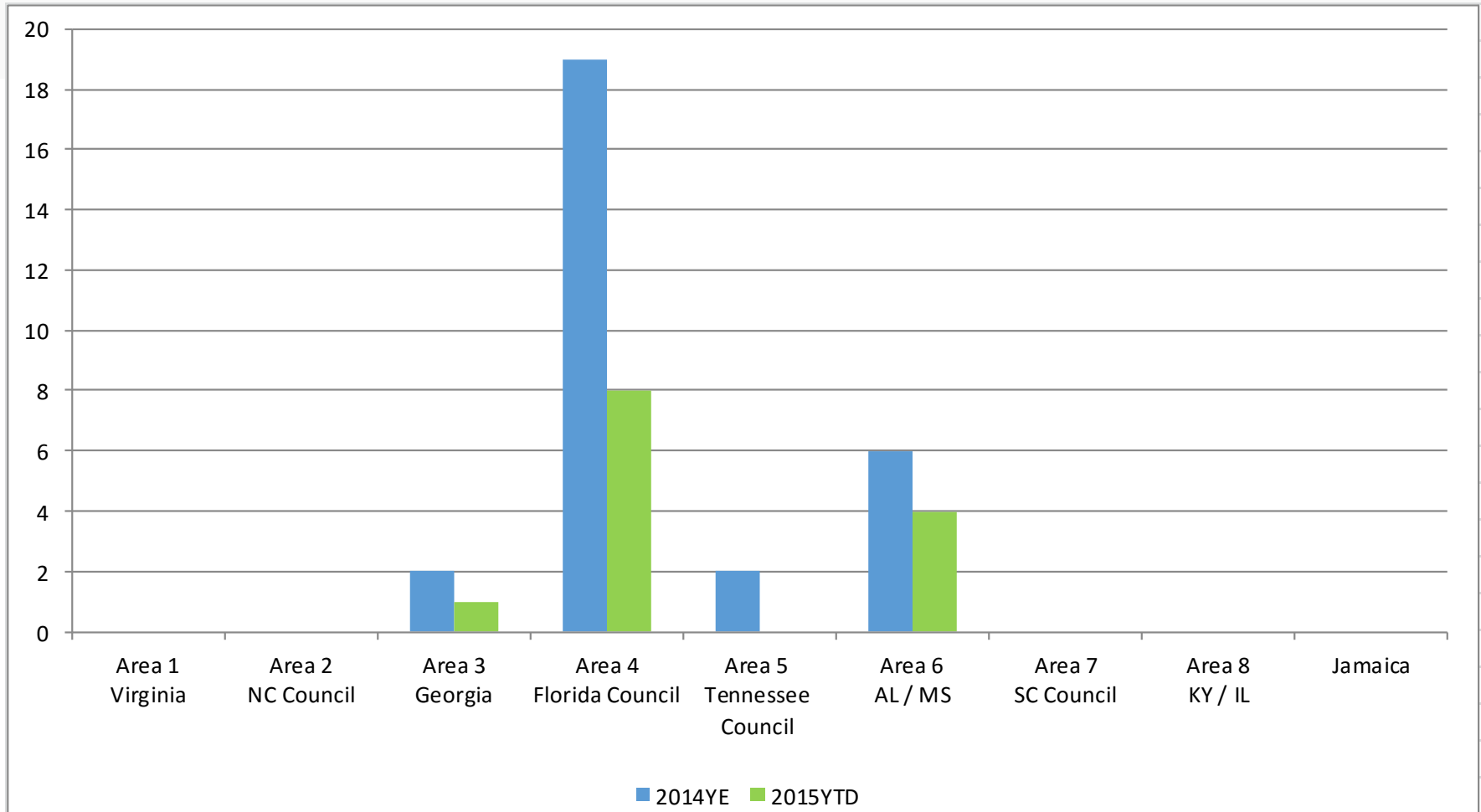
	2014YE	2015YTD	2015Goal
Area 1	0	0	0
CENTRAL VIRGINIA			
HAMPTON ROADS			
RICHMOND			
VIRGINIA MOUNTAIN			
Area 3	10	4	0
ATLANTA	10	4	
CENTRAL GEORGIA			
SAVANNAH			
Area 5/Tennessee Council	0	0	0
CENTRAL TENNESSEE			
CHATTANOOGA			
EAST TENNESSEE			
MEMPHIS			
TRI CITIES			
Area 6	0	0	0
ALABAMA			
HUNTSVILLE			
MISSISSIPPI			
MOBILE			
Area 7/SC Council	0	0	0
CENTRAL SAVANNAH RIVER			
COASTAL SOUTH CAROLINA			
COLUMBIA			
PIEDMONT			

	2014YE	2015YTD	2015Goal
Area 2 / NC Council	3	4	0
CENTRAL NORTH CAROLINA			
CHARLOTTE		1	
EASTERN NORTH CAROLINA	3	3	
WESTERN NORTH CAROLINA			
WINSTON-SALEM			
Area 4/Florida Council	3	3	0
BROWARD			
CANAVERAL			
DAYTONA			
FLORIDA WEST COAST	1	3	
GAINESVILLE			
JACKSONVILLE			
MELBOURNE			
MIAMI			
NORTHWEST FLORIDA			
ORLANDO	2		
PALM BEACH			
TALLAHASSEE AREA			
Area 8	0	0	0
EVANSVILLE-OWENSBORO			
LEXINGTON			
LOUISVILLE			
JAMAICA	0	0	1

Life Member Events

September 2015 YTD

10/12/2015



Life Member Events

September 2015 YTD

10/12/2015

	2014YE	2015YTD	2015Goal		2014YE	2015YTD	2015Goal
Area 1	0	0	0	Area 2 / NC Council	0	0	0
CENTRAL VIRGINIA				CENTRAL NORTH CAROLINA			
HAMPTON ROADS				CHARLOTTE			
RICHMOND				EASTERN NORTH CAROLINA			
VIRGINIA MOUNTAIN				WESTERN NORTH CAROLINA			
				WINSTON-SALEM			
Area 3	2	1	0	Area 4/Florida Council	17	8	0
ATLANTA	2	1		BROWARD			
CENTRAL GEORGIA				CANAVERAL			
SAVANNAH				DAYTONA	2	2	
Area 5/Tennessee Council	2	0	0	FLORIDA WEST COAST	3		
CENTRAL TENNESSEE				GAINESVILLE			
CHATTANOOGA				JACKSONVILLE			
EAST TENNESSEE	2			MELBOURNE	2		
MEMPHIS				MIAMI			
TRI CITIES				NORTHWEST FLORIDA	10	6	
				ORLANDO			
Area 6	6	4	0	PALM BEACH			
ALABAMA	6	4		TALLAHASSEE AREA			
HUNTSVILLE							
MISSISSIPPI				Area 8	0	0	0
MOBILE				EVANSVILLE-OWENSBORO			
				LEXINGTON			
Area 7/SC Council	0	0	0	LOUISVILLE			
CENTRAL SAVANNAH RIVER							
COASTAL SOUTH CAROLINA				JAMAICA	0	0	1
COLUMBIA							
PIEDMONT							

Total Membership: 2015 Membership Year Results through September 2015

10/12/2015

Total Active Members by Region: September 2015										
REGION 3	HIGHER GRADE MEMBERS			STUDENT MEMBERS			TOTAL MEMBERS			
	2015	2014	% Change	2015	2014	% Change	2015	2014	% Change	
Columbia Section	373	352	6.0%	141	120	17.5%	514	472	8.9%	↓
Jamaica Section	145	146	-0.7%	41	34	20.6%	186	180	3.3%	↓
Gainesville Section	340	347	-2.0%	112	91	23.1%	452	438	3.2%	→
Daytona Section	179	174	2.9%	50	48	4.2%	229	222	3.2%	↓
Brow ard Section	448	454	-1.3%	98	80	22.5%	546	534	2.2%	→
Miami Section	517	522	-1.0%	205	186	10.2%	722	708	2.0%	↑
Central Savannah River Section	167	169	-1.2%	23	18	27.8%	190	187	1.6%	↓
Northw est Florida Section	288	295	-2.4%	40	28	42.9%	328	323	1.5%	↑
Central Virginia Section	530	534	-0.7%	83	71	16.9%	613	605	1.3%	↑
Orlando Section	1092	1056	3.4%	211	231	-8.7%	1303	1,287	1.2%	↑
Canaveral Section	167	171	-2.3%	11	6	83.3%	178	177	0.6%	→
Palm Beach Section	647	637	1.6%	52	59	-11.9%	699	696	0.4%	→
Charlotte Section	657	653	0.6%	148	165	-10.3%	805	818	-1.6%	↓
Huntsville Section	997	1024	-2.6%	100	92	8.7%	1097	1,116	-1.7%	↓
East Tennessee Section	815	824	-1.1%	137	145	-5.5%	952	969	-1.8%	↑
Florida West Coast Section	1654	1692	-2.2%	192	199	-3.5%	1846	1,891	-2.4%	↑
Richmond Section	675	709	-4.8%	90	78	15.4%	765	787	-2.8%	↑
Melbourne Section	571	591	-3.4%	65	64	1.6%	636	655	-2.9%	↓
Atlanta Section	3434	3520	-2.4%	696	753	-7.6%	4130	4,273	-3.3%	→
Jacksonville Section	345	351	-1.7%	55	63	-12.7%	400	414	-3.4%	→
Western North Carolina Section	296	302	-2.0%	74	81	-8.6%	370	383	-3.4%	↓
Eastern North Carolina Section	2515	2558	-1.7%	345	406	-15.0%	2860	2,964	-3.5%	↓
Central Tennessee Section	657	671	-2.1%	139	155	-10.3%	796	826	-3.6%	↑
Region 3 Total	23,479	24,029	-2.3%	4,454	4,962	-10.2%	27,933	28,991	-3.6%	↓

Total Membership: 2015 Membership Year Results through September 2015

10/12/2015

Total Active Members by Region: September 2015										
REGION 3	HIGHER GRADE MEMBERS			STUDENT MEMBERS			TOTAL MEMBERS			
	2015	2014	% Change	2015	2014	% Change	2015	2014	% Change	
Region 3 Total	23,479	24,029	-2.3%	4,454	4,962	-10.2%	27,933	28,991	-3.6%	↓
Piedmont Section	496	500	-0.8%	109	132	-17.4%	605	632	-4.3%	↓
Evansville-Owensboro Section	164	179	-8.4%	36	30	20.0%	200	209	-4.3%	↓
Louisville Section	331	338	-2.1%	69	84	-17.9%	400	422	-5.2%	↓
Alabama Section	792	824	-3.9%	195	218	-10.6%	987	1,042	-5.3%	↓
Chattanooga Section	305	309	-1.3%	33	49	-32.7%	338	358	-5.6%	↓
Coastal South Carolina Section	386	378	2.1%	50	84	-40.5%	436	462	-5.6%	↓
Tallahassee Area Section	270	263	2.7%	74	103	-28.2%	344	366	-6.0%	↓
Savannah Section	182	191	-4.7%	37	43	-14.0%	219	234	-6.4%	↓
Virginia Mountain Section	432	453	-4.6%	186	209	-11.0%	618	662	-6.6%	↑
Winston-Salem Section	135	132	2.3%	19	33	-42.4%	154	165	-6.7%	↓
Hampton Roads Section	624	664	-6.0%	99	111	-10.8%	723	775	-6.7%	↓
Tri Cities Section	93	103	-9.7%	11	9	22.2%	104	112	-7.1%	↓
Central Georgia Section	233	246	-5.3%	31	39	-20.5%	264	285	-7.4%	↓
Lexington Section	327	351	-6.8%	80	89	-10.1%	407	440	-7.5%	↓
Central North Carolina Section	253	282	-10.3%	35	32	9.4%	288	314	-8.3%	↓
Memphis Section	397	419	-5.3%	117	146	-19.9%	514	565	-9.0%	↓
Mobile Section	166	167	-0.6%	40	80	-50.0%	206	247	-16.6%	↓
Mississippi Section	384	478	-19.7%	125	298	-58.1%	509	776	-34.4%	↑

Total Membership: 2015 Membership Year Results through September 2015

10/12/2015

Region 3 Total	→	↑	↓
Section	Jul	Aug	Sep
Area 1 - Virginia			
Central Virginia Section	↓	→	↑
Hampton Roads Section	→	→	↓
Richmond Section	↑	→	↑
Virginia Mountain Section	→	↑	↑
Area 2 / NC Council			
Central North Carolina Section	↓	↓	↓
Charlotte Section	↓	↑	↓
Eastern North Carolina Section	↓	↓	↓
Western North Carolina Section	↑	→	↓
Winston-Salem Section	↑	↓	↓
Area 3 - Georgia			
Atlanta Section	→	↑	→
Central Georgia Section	↓	↑	↓
Savannah Section	↓	↓	↓
Area 4/Florida Council			
Broward Section	↓	↓	→
Canaveral Section	→	↓	→
Daytona Section	↓	↑	↓
Florida West Coast Section	→	→	↑
Gainesville Section	↓	↑	→
Jacksonville Section	→	↑	→
Melbourne Section	↓	↑	↓
Miami Section	↓	↑	↑
Northwest Florida Section	↑	↑	↑
Orlando Section	↑	↓	↑
Palm Beach Section	↓	→	→
Tallahassee Area Section	↑	↓	↓

Region 3 Total	→	↑	↓
Section	Jul	Aug	Sep
Area 5/Tennessee Council			
Central Tennessee Section	→	→	↑
Chattanooga Section	→	↑	↓
East Tennessee Section	↓	↓	↑
Memphis Section	↓	↑	↓
Tri Cities Section	↓	↑	↓
Area 6 - Alabama / Mississippi			
Alabama Section	↑	↓	↓
Huntsville Section	→	↑	↓
Mississippi Section	↑	→	↑
Mobile Section	↓	↑	↓
Area 7/SC Council			
Central Savannah River Section	→	↑	↓
Coastal South Carolina Section	↑	→	↓
Columbia Section	↓	↑	↓
Piedmont Section	↑	↑	↓
Area 8 - Kentucky / Indiana			
Evansville-Owensboro Section	↓	↓	↓
Lexington Section	↑	↓	↓
Louisville Section	↑	↑	↓
Jamaica Section	↓	→	↓

Appendix

Member Engagement and Life Cycle 10/12/2015

▶ Objective

Promote the growth of both professional and student members in Region 3 and the Institute as a whole. Encourage the professional, technical and personal growth of all members within the Region through IEEE programs that facilitate the engagement of members.

▶ Committee Chair: Mark Torres

- Young Professional Representative -- Laura Camburn
- Industrial Relations -- Bill Williams
- Life Member Coordinator -- Charles Husbands
- Membership Recruiting and Recovery -- Lee Stogner
- 1st Year Member Experience Project -- Lee Stogner
- Women in Engineering Liaison -- Cathy Freeman

2015 MELC Committee Goals

10/12/2015

- ▶ Elevation of 215 Members to Senior Member grade
- ▶ 100% Senior Member Grade for Section leadership
- ▶ Sections should hold at least one Senior Member Roundup in 2015
- ▶ Area and Section Chairs will identify each month members who need additional references to complete their Senior Member application.
- ▶ Senior Member Elevation Goals have been established at the Region level. Progress will be reviewed at the Region 3 ExCom meeting.

2015 MELC Sub-Committee Goals

10/12/2015

- ▶ The Young Professional Sub-Committee will Package 1 Program for use by Sections
- ▶ Women in Engineering Sub-Committee will hold a WIE event at SoutheastCon
- ▶ Each Section will hold at least 1 Young Professional event in 2015
- ▶ Each Sub-Committee Chair will contact their local Section counterparts. This will be completed on or before May 25th. The goal of the contact is to find out if they have all the resources they need, and obstacles they are having in fulfilling their roles.
- ▶ Women in Engineering and Young Professional Affinity groups will be using social media to communicate activities and ideas within the Region.

- Arrears – members who have not paid the current year dues, services will end
- Inactive – members who have not paid dues from the past year and receive no services
- Deactivation – All IEEE members who have not paid dues for the current membership year by the deactivation service date (23 February in 2013) have their member status changed to Arrears
- MD – Membership Development
- MGA – Member & Geographic Activities
- TA – Technical Activities
- MRRC – Membership Recruitment & Recovery Committee
- MGM – Member-Get-A-Member program
- A&A – Admission & Advancement program
- SM – Senior Member grade
- Young Professionals (YP) – used to be IEEE GOLD
- HG – Higher-grade member (Member, Senior Member, Fellow, Life Member)
- RSR – Region Student Representative
- RSAC – Region Student Activities Chair
- SAMIEEE – Section/Society Access to Membership Information

Glossary (Cont'd.)

10/12/2015

- ▶ (GEO) – Geographic Predefined Queries Folder, (MD) – Membership Development Predefined Queries Folder, (SOC) – Society Predefined Queries Folder
- ▶ OU – Organization Unit within IEEE (region, section, affinity group, student branch, etc.)
- ▶ OBIEE – Oracle Business Intelligence Enterprise Edition
- ▶ SCOOP – Newsletter from MGA
- ▶ MMD – Member Market Development
- ▶ ACK Pac– Acknowledgement Package sent to new members
- ▶ ExCom – IEEE unit’s Executive Committee composed of officers
- ▶ YOY – Year over Year – usually for comparing yearly statistics
- ▶ YOS – Years of Service – for number of membership years
- ▶ MLP – Member Loyalty Program