




Member Engagement & Life Cycle

May 16, 2016 Report to the Region 3 Committee

2016 Senior Member Elevation

- ▶ The 2016 Region 3 Goal is 250 Senior Member elevations. With the April panel we have 76 Senior Member elevations. Last year at this point we had 58. Great job to everyone.
- ▶ As of May 12th >> 15 applications are complete and 39 pending applications needing references. Review these application so that these members will be reviewed in the Jun 25st panel in Philadelphia. **Deadline is Jun 15th**
- ▶ The panel targets are: May 15, Jun 29, July – Sep 20 each, Oct 40 & Nov 30. Please schedule Section Roundups now. Lets start strong this spring and finish strong in the fall.
- ▶ The [2015 Winter Region 3](#) newsletter provided two excellent articles to support Senior Member elevation. See the following link for the [IEEE Senior Membership Nomination Event Guide](#)

2016 Panel Schedule

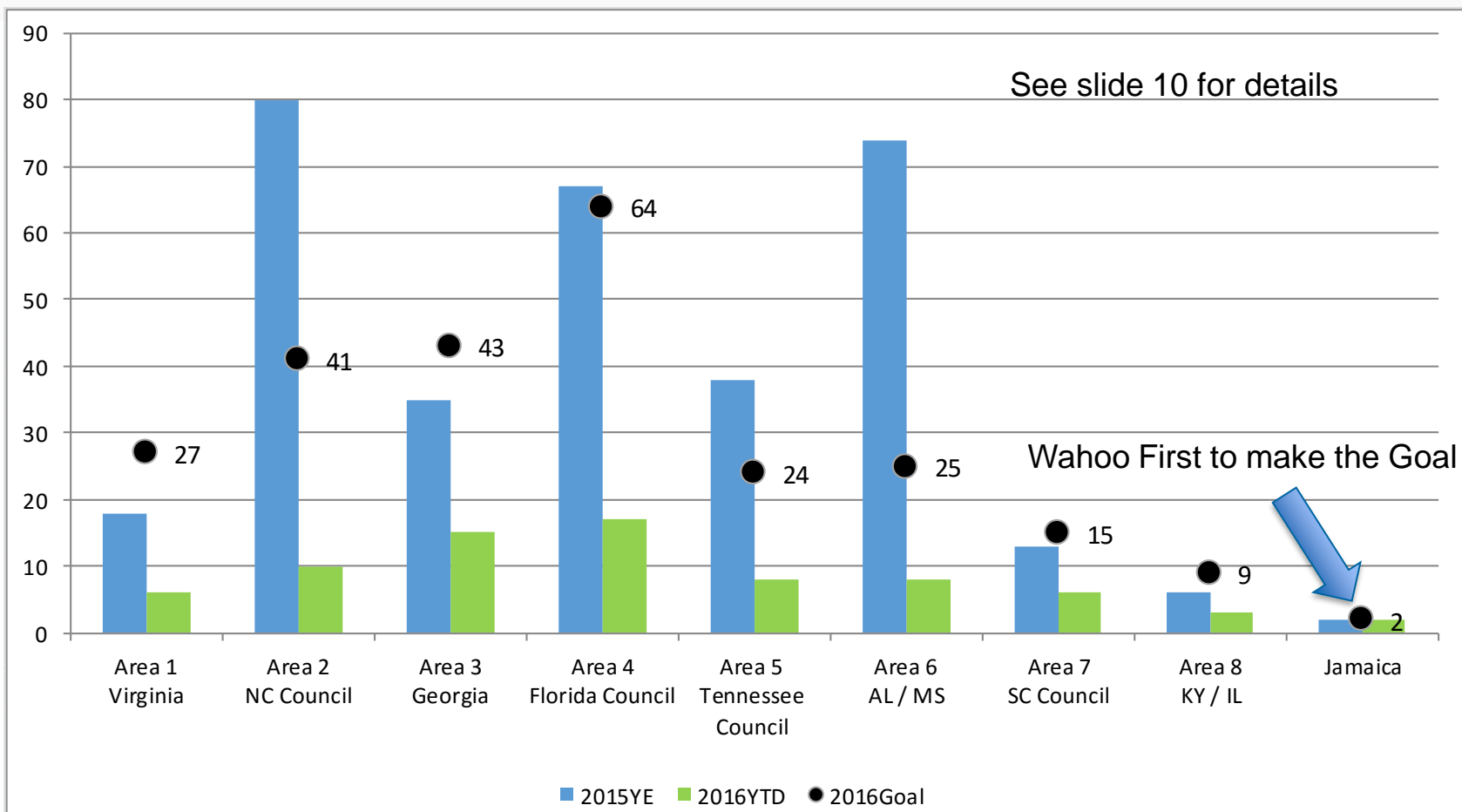
2016 Submission Deadline Dates	2016 Panel Dates	Location
3 February	13 February	San Diego, CA, USA (R6)
1 March	19 March	Bombay, India (R10)
13 April	23 April	Atlanta, GA (R3)
9 May	21 May	Paris, France (R8)
15 June 	25 June	Philadelphia, PA, USA (R2)
13 July	23 July	Ottawa, Canada (R7)
26 August	10 September	Hong Kong (R10)
	September	TBD, USA
	October	TBD, USA
9 November	19 November	New Brunswick, NJ, USA (R1)

- ▶ November is the last 2016 panel meeting.

Senior Member Elevations

2016 APRIL YTD

2016 Goal: With the February Panel we have 35 new Senior Members this represents 14% of our 2016 Region goal of 250.



Senior Member Elevations 2016 APRIL YTD

	2015YE	2016YTD	2016Goal		2015YE	2016YTD	2016Goal
Area 1	18	6	27	Area 2 / NC Council	80	10	41
CENTRAL VIRGINIA	2	3	6	CENTRAL NORTH CAROLINA	4	1	3
HAMPTON ROADS	3	1	7	CHARLOTTE	11		7
RICHMOND	8	1	9	EASTERN NORTH CAROLINA	49	8	28
VIRGINIA MOUNTAIN	5	1	5	WESTERN NORTH CAROLINA	15	1	2
				WINSTON-SALEM	1		1
Area 3	35	15	43	Area 4/Florida Council	67	17	64
ATLANTA	32	15	40	BROWARD	3		5
CENTRAL GEORGIA	1		2	CANAVERAL	0		2
SAVANNAH	2		1	DAYTONA	3		1
				FLORIDA WEST COAST	11	7	14
Area 5/Tennessee Council	38	9	24	GAINESVILLE	5	2	3
CENTRAL TENNESSEE	11	2	7	JACKSONVILLE	9	2	4
CHATTANOOGA	4		3	MELBOURNE	17		7
EAST TENNESSEE	19	6	9	MIAMI	2	2	5
MEMPHIS	3		4	NORTHWEST FLORIDA	1	1	3
TRI CITIES	1	1	1	ORLANDO	10	1	11
				PALM BEACH	3	1	6
Area 6	74	8	25	TALLAHASSEE AREA	3	1	3
ALABAMA	12	3	8				
HUNTSVILLE	56	3	12	Area 8	6	3	9
MISSISSIPPI	5	2	4	EVANSVILLE-OWENSBORO	0	1	2
MOBILE	1		1	LEXINGTON	4		3
				LOUISVILLE	2	2	4
Area 7/SC Council	13	6	15				
CENTRAL SAVANNAH RIVER	0		2	JAMAICA	2	2	2
COASTAL SOUTH CAROLINA	6		5				
COLUMBIA	2	4	4				
PIEDMONT	5	2	4				



Event Held



Event Planned



No Event Planned or no Report



Pending Applications Needing References

Area	SECTION	LAST NAME	FIRST NAME	REF #1	REF #2
Area 1	Central Virginia Section	Elks	Carl	J.D.	
Area 1	Richmond Section	Darron	Carl	J.D.	
Area 1	Richmond Section	Leal	Gustavo	W.V.	J.S.
Area 2 / NC Council	Charlotte Section	Brindle	Edward	J.C.	
Area 2 / NC Council	Eastern North Carolina Section	Dean	Alexander	P.K.	
Area 2 / NC Council	Eastern North Carolina Section	Jiang	Xiaoning	M.C.	
Area 2 / NC Council	Eastern North Carolina Section	Liu	Shu	S.P.	J.P.
Area 2 / NC Council	Eastern North Carolina Section	Pong	Muy Long	P.L.	J.V.
Area 2 / NC Council	Eastern North Carolina Section	Stoupis	James	M.M.	D.L.
Area 3	Atlanta Section	Bloch	Matthieu	A.Y.	J.K.
Area 3	Atlanta Section	Bryson	Donald	R.H.	
Area 3	Atlanta Section	Clark	William	T.H.	W.B.
Area 3	Atlanta Section	Davenport	Mark	A.P.	J.M.
Area 3	Atlanta Section	Fujimoto	Richard	D.B.	
Area 3	Atlanta Section	Hosek	Ronald	C.B.	
Area 3	Atlanta Section	Rothschild	Keith	T.B.	
Area 4/Florida Council	Canaveral Section	Nyffenegger	Paul	R.F.	
Area 4/Florida Council	Florida West Coast Section	Kelly	Kenneth	K.D.	K.A.
Area 4/Florida Council	Florida West Coast Section	Sanberg	Paul		
Area 4/Florida Council	Jacksonville Section	Denman	Richard	W.S.	P.S.
Area 4/Florida Council	Jacksonville Section	Kopp	Brian	W.S.	
Area 4/Florida Council	Jacksonville Section	Kreidl	O	P.S.	W.S.
Area 4/Florida Council	Melbourne Section	Middleton	Charles	R.D.	A.P.
Area 4/Florida Council	Northwest Florida Section	Hoffman	Robert	J.H.	D.Z.
Area 4/Florida Council	Palm Beach Section	Leifer	James		
Area 4/Florida Council	Palm Beach Section	Watson	Joe	G.H.	P.H.
Area 4/Florida Council	Tallahassee Area Section	Hollister	John	C.L.	B.H.

Pending Applications Needing References

Area	SECTION	LAST NAME	FIRST NAME	REF #1	REF #2
Area 5/Tennessee Council	Central Tennessee Section	Dallas	Joy	M.L.	
Area 5/Tennessee Council	Chattanooga Section	Barnett	Robert	J.N.	S.J.
Area 5/Tennessee Council	East Tennessee Section	Beard	Lisa	C.F.	D.N.
Area 5/Tennessee Council	East Tennessee Section	Chen	Suheng	L.T.	
Area 5/Tennessee Council	East Tennessee Section	Maclennan	Bruce	L.P.	L.T.
Area 5/Tennessee Council	East Tennessee Section	Omitaomu	Olufemi	P.E.	R.K.
Area 6	Huntsville Section	Mink	Michael	L.G.	
Area 6	Huntsville Section	West	Joseph	L.B.	
Area 6	Mississippi Section	El-Attar	Mohamed	C.B.	
Area 7/SC Council	Columbia Section	Rekleitis	Ioannis	S.R.	
Area 7/SC Council	Piedmont Section	Sinnett	Jay	A.C.	T.H.
Area 8	Lexington Section	Wolf	Robert	J.G.	M.F.

Total Membership: 2016 Membership Year April 2016

Total Active Members by Region: April 2016

REGION 3	HIGHER GRADE MEMBERS			STUDENT MEMBERS			TOTAL MEMBERS		
	2015	2014	% Change	2015	2014	% Change	2015	2014	% Change
Tri Cities Section	92	86	7.0%	19	9	111.1%	111	95	16.8%
Richmond Section	625	622	0.5%	120	81	48.1%	745	703	6.0%
East Tennessee Section	723	718	0.7%	181	145	24.8%	904	863	4.8%
Central Tennessee Section	574	560	2.5%	178	164	8.5%	752	724	3.9%
Louisville Section	277	276	0.4%	94	81	16.0%	371	357	3.9%
Jacksonville Section	319	305	4.6%	60	64	-6.3%	379	369	2.7%
Daytona Section	149	151	-1.3%	64	59	8.5%	213	210	1.4%
Chattanooga Section	277	274	1.1%	40	39	2.6%	317	313	1.3%
Eastern North Carolina Section	2,245	2,244	0.0%	433	413	4.8%	2,678	2,657	0.8%
Florida West Coast Section	1,518	1,513	0.3%	195	193	1.0%	1,713	1,706	0.4%
Gainesville Section	285	297	-4.0%	124	111	11.7%	409	408	0.2%
Central Virginia Section	476	490	-2.9%	90	78	15.4%	566	568	-0.4%
Hampton Roads Section	534	541	-1.3%	119	118	0.8%	653	659	-0.9%
Virginia Mountain Section	346	360	-3.9%	198	189	4.8%	544	549	-0.9%
Northwest Florida Section	243	250	-2.8%	49	45	8.9%	292	295	-1.0%
Central North Carolina Section	226	241	-6.2%	50	40	25.0%	276	281	-1.8%
Palm Beach Section	582	587	-0.9%	66	73	-9.6%	648	660	-1.8%
Melbourne Section	509	510	-0.2%	65	75	-13.3%	574	585	-1.9%
Tallahassee Area Section	216	212	1.9%	79	89	-11.2%	295	301	-2.0%
Charlotte Section	537	546	-1.6%	163	170	-4.1%	700	716	-2.2%
Canaveral Section	153	151	1.3%	8	14	-42.9%	161	165	-2.4%
Atlanta Section	2,939	2,963	-0.8%	638	711	-10.3%	3,577	3,674	-2.6%
Region 3 Total	20,215	20,456	-1.2%	4,646	5,062	-8.2%	24,861	25,518	-2.6%

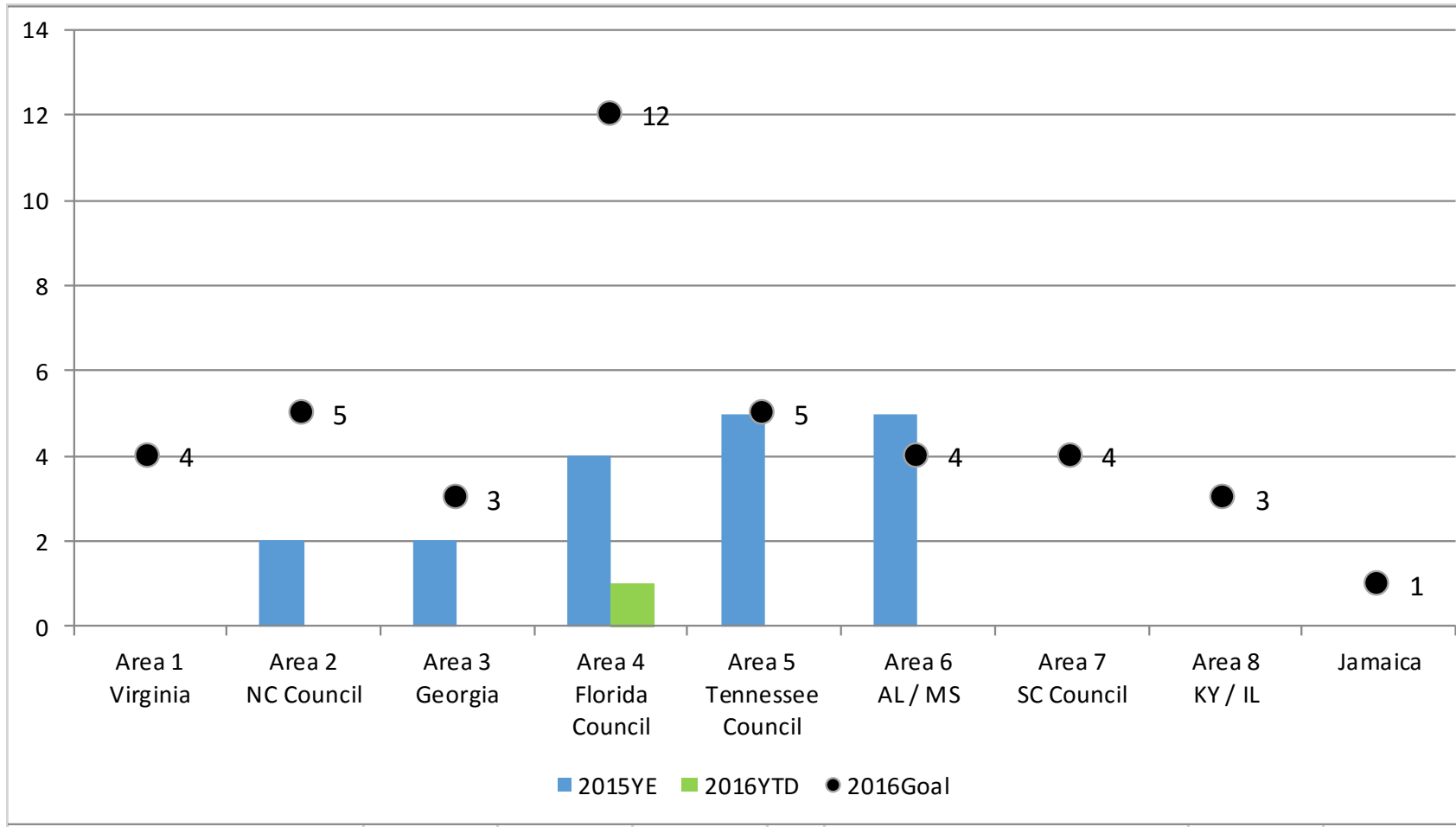
Total Membership: 2016 Membership Year April 2016

Total Active Members by Region: April 2016

REGION 3	HIGHER GRADE MEMBERS			STUDENT MEMBERS			TOTAL MEMBERS		
	2015	2014	% Change	2015	2014	% Change	2015	2014	% Change
Region 3 Total	20,215	20,456	-1.2%	4,646	5,062	-8.2%	24,861	25,518	-2.6%
Mississippi Section	325	319	1.9%	105	127	-17.3%	430	446	-3.6%
Lexington Section	267	273	-2.2%	87	98	-11.2%	354	371	-4.6%
Central Savannah River Section	151	154	-1.9%	18	24	-25.0%	169	178	-5.1%
Broward Section	384	383	0.3%	80	107	-25.2%	464	490	-5.3%
Evansville-Owensboro Section	149	148	0.7%	31	42	-26.2%	180	190	-5.3%
Alabama Section	656	664	-1.2%	203	252	-19.4%	859	916	-6.2%
Huntsville Section	873	901	-3.1%	95	133	-28.6%	968	1,034	-6.4%
Memphis Section	329	326	0.9%	119	153	-22.2%	448	479	-6.5%
Orlando Section	886	917	-3.4%	206	252	-18.3%	1,092	1,169	-6.6%
Winston-Salem Section	117	118	-0.8%	16	26	-38.5%	133	144	-7.6%
Central Georgia Section	193	202	-4.5%	31	42	-26.2%	224	244	-8.2%
Mobile Section	121	127	-4.7%	52	63	-17.5%	173	190	-8.9%
Jamaica Section	115	126	-8.7%	45	50	-10.0%	160	176	-9.1%
Piedmont Section	397	420	-5.5%	115	143	-19.6%	512	563	-9.1%
Miami Section	406	404	0.5%	160	226	-29.2%	566	630	-10.2%
Coastal South Carolina Section	309	334	-7.5%	53	77	-31.2%	362	411	-11.9%
Savannah Section	150	163	-8.0%	35	49	-28.6%	185	212	-12.7%
Columbia Section	310	326	-4.9%	102	149	-31.5%	412	475	-13.3%
Western North Carolina Section	232	254	-8.7%	60	88	-31.8%	292	342	-14.6%

Young Professional Events APRIL 2016 YTD

2016 Goal: Hold at least 1 Young Professional event in each section



Young Professional Events

APRIL 2016 YTD

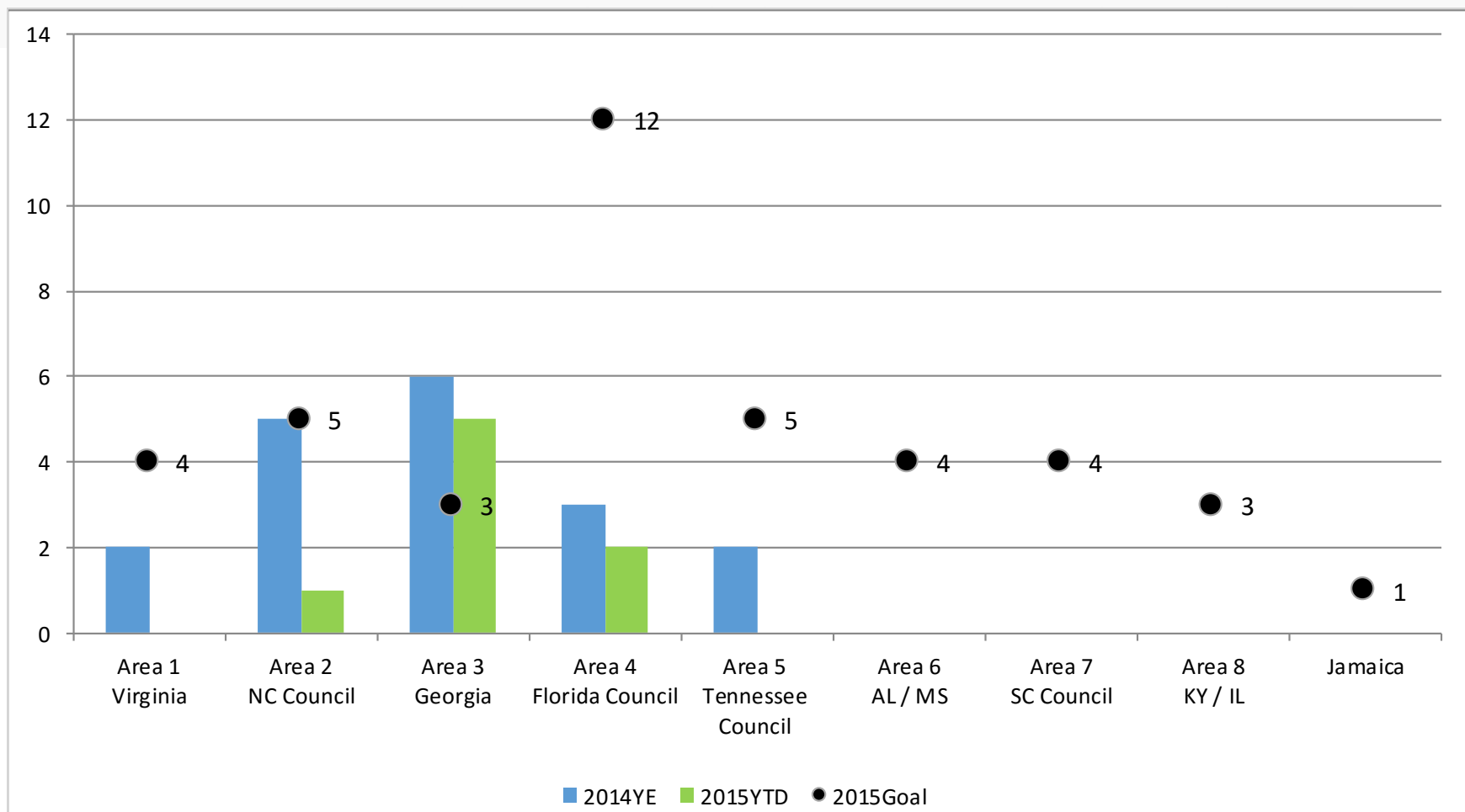
2016 Goal: Hold at least 1 Young Professional event in each section

	2015YE	2016YTD	2016Goal		2015YE	2016YTD	2016Goal	
Area 1	0	0	4		Area 2 / NC Council	2	0	5
CENTRAL VIRGINIA			1		CENTRAL NORTH CAROLINA			1
HAMPTON ROADS			1		CHARLOTTE	1		1
RICHMOND			1		EASTERN NORTH CAROLINA	1		1
VIRGINIA MOUNTAIN			1		WESTERN NORTH CAROLINA			1
					WINSTON-SALEM			1
Area 3	2	0	3		Area 4/Florida Council	4	1	12
ATLANTA	2		1		BROWARD			1
CENTRAL GEORGIA			1		CANAVERAL			1
SAVANNAH			1		DAYTONA			1
Area 5/Tennessee Council	5	0	5		FLORIDA WEST COAST	2		1
CENTRAL TENNESSEE			1		GAINESVILLE			1
CHATTANOOGA			1		JACKSONVILLE			1
EAST TENNESSEE			1		MELBOURNE	2	1	1
MEMPHIS	5		1		MIAMI			1
TRI CITIES			1		NORTHWEST FLORIDA			1
					ORLANDO			1
Area 6	5	0	4		PALM BEACH			1
ALABAMA	2		1		TALLAHASSEE AREA			1
HUNTSVILLE	3		1					
MISSISSIPPI			1		Area 8	0	0	3
MOBILE			1		EVANSVILLE-OWENSBORO			1
					LEXINGTON			1
Area 7/SC Council	0	0	4		LOUISVILLE			1
CENTRAL SAVANNAH RIVER			1					
COASTAL SOUTH CAROLINA			1		JAMAICA	0	0	1
COLUMBIA			1					
PIEDMONT			1					

Women in Engineering Events

APRIL 2016 YTD

2016 Goal: Hold at least 1 Women in Engineering event in each section



Women in Engineering Events

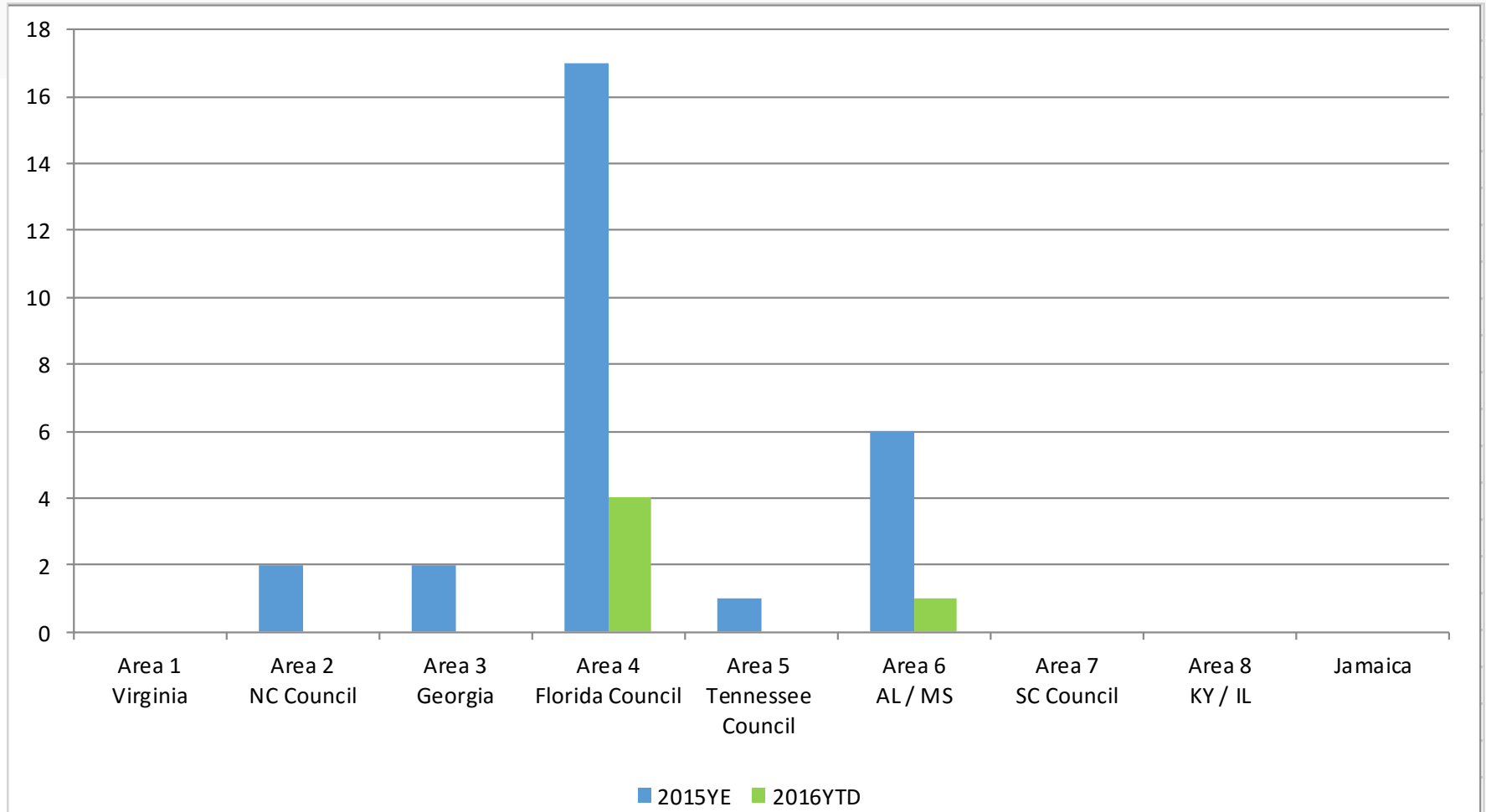
APRIL 2016 YTD

2016 Goal: Hold at least 1 Women in Engineering event in each section

	2015YE	2016YTD	2016Goal		2015YE	2016YTD	2016Goal
Area 1	2	0	4	Area 2 / NC Council	5	1	5
CENTRAL VIRGINIA			1	CENTRAL NORTH CAROLINA			1
HAMPTON ROADS			1	CHARLOTTE	2	1	1
RICHMOND	2		1	EASTERN NORTH CAROLINA	3		1
VIRGINIA MOUNTAIN			1	WESTERN NORTH CAROLINA			1
				WINSTON-SALEM			1
Area 3	6	5	3	Area 4/Florida Council	3	2	12
ATLANTA	6	5	1	BROWARD			1
CENTRAL GEORGIA			1	CANAVERAL			1
SAVANNAH			1	DAYTONA			1
Area 5/Tennessee Council	2	0	5	FLORIDA WEST COAST	3	2	1
CENTRAL TENNESSEE			1	GAINESVILLE			1
CHATTANOOGA			1	JACKSONVILLE			1
EAST TENNESSEE			1	MELBOURNE			1
MEMPHIS	2		1	MIAMI			1
TRI CITIES			1	NORTHWEST FLORIDA			1
				ORLANDO			1
Area 6	0	0	4	PALM BEACH			1
ALABAMA			1	TALLAHASSEE AREA			1
HUNTSVILLE			1				
MISSISSIPPI			1	Area 8	0	0	3
MOBILE			1	EVANSVILLE-OWENSBORO			1
				LEXINGTON			1
Area 7/SC Council	0	0	4	LOUISVILLE			1
CENTRAL SAVANNAH RIVER			1				
COASTAL SOUTH CAROLINA			1	JAMAICA	0	0	1
COLUMBIA			1				
PIEDMONT			1				

Life Member Events

APRIL 2016 YTD



Life Member Events

APRIL 2016 YTD

	2015YE	2016YTD	2016Goal		2015YE	2016YTD	2016Goal
Area 1	0	0	0	Area 2 / NC Council	2	0	0
CENTRAL VIRGINIA				CENTRAL NORTH CAROLINA			
HAMPTON ROADS				CHARLOTTE			
RICHMOND				EASTERN NORTH CAROLINA			
VIRGINIA MOUNTAIN				WESTERN NORTH CAROLINA			
				WINSTON-SALEM	2		
Area 3	2	0	0	Area 4/Florida Council	17	4	0
ATLANTA	2			BROWARD			
CENTRAL GEORGIA				CANAVERAL			
SAVANNAH				DAYTONA	2	2	
Area 5/Tennessee Council	1	0	0	FLORIDA WEST COAST	2		
CENTRAL TENNESSEE				GAINESVILLE			
CHATTANOOGA				JACKSONVILLE			
EAST TENNESSEE	1			MELBOURNE	4		
MEMPHIS				MIAMI			
TRI CITIES				NORTHWEST FLORIDA	9	2	
				ORLANDO			
Area 6	6	1	0	PALM BEACH			
ALABAMA	6	1		TALLAHASSEE AREA			
HUNTSVILLE							
MISSISSIPPI				Area 8	0	0	0
MOBILE				EVANSVILLE-OWENSBORO			
				LEXINGTON			
Area 7/SC Council	0	0	0	LOUISVILLE			
CENTRAL SAVANNAH RIVER							
COASTAL SOUTH CAROLINA				JAMAICA	0	0	1
COLUMBIA							
PIEDMONT							

Appendix

Member Engagement and Life Cycle

▶ Objective

Promote the growth of both professional and student members in Region 3 and the Institute as a whole. Encourage the professional, technical and personal growth of all members within the Region through IEEE programs that facilitate the engagement of members.

▶ Committee Chair: Mark Torres

- Young Professional Representative -- Laura Camburn
- Industrial Relations -- Lee Stogner
- Life Member Coordinator -- Charles Husbands
- Membership Recruiting and Recovery – Mauricio Cano
- Women in Engineering Liaison -- Takoi K. Hamrita, PhD

Glossary

- Arrears – members who have not paid the current year dues, services will end
- Inactive – members who have not paid dues from the past year and receive no services
- Deactivation – All IEEE members who have not paid dues for the current membership year by the deactivation service date (23 February in 2013) have their member status changed to Arrears
- MD – Membership Development
- MGA – Member & Geographic Activities
- TA – Technical Activities
- MRRC – Membership Recruitment & Recovery Committee
- MGM – Member-Get-A-Member program
- A&A – Admission & Advancement program
- SM – Senior Member grade
- Young Professionals (YP) – used to be IEEE GOLD
- HG – Higher-grade member (Member, Senior Member, Fellow, Life Member)
- RSR – Region Student Representative
- RSAC – Region Student Activities Chair
- SAMIEEE – Section/Society Access to Membership Information

Glossary (Cont'd.)

- ▶ (GEO) – Geographic Predefined Queries Folder, (MD) – Membership Development Predefined Queries Folder, (SOC) – Society Predefined Queries Folder
- ▶ OU – Organization Unit within IEEE (region, section, affinity group, student branch, etc.)
- ▶ OBIEE – Oracle Business Intelligence Enterprise Edition
- ▶ SCOOP – Newsletter from MGA
- ▶ MMD – Member Market Development
- ▶ ACK Pac– Acknowledgement Package sent to new members
- ▶ ExCom – IEEE unit’s Executive Committee composed of officers
- ▶ YOY – Year over Year – usually for comparing yearly statistics
- ▶ YOS – Years of Service – for number of membership years
- ▶ MLP – Member Loyalty Program