





Member Engagement & Life Cycle

Jul 18, 2016 Report to the Region 3 ExCom

2016 Senior Member Elevation

- ▶ The 2016 Region 3 Goal is 250 Senior Member elevations. With the June panel we have 119 Senior Member elevations (48% of goal). We have a long way to go and **only 2 more panels** this year.
- ▶ As of July 14th only 8 applications are complete and 49 pending applications needing references. Review these application so that these members will be reviewed in the September 23rd panel in Hong Kong. **The deadline is Aug 26th.**
- ▶ The panel targets are: July 10, **Sep 50 & Nov 71**. Please **schedule Section Roundups now** for August and September. Also, I need you to provide planned Roundup Event dates for your sections.
- ▶ The [2015 Winter Region 3](#) newsletter provided two excellent articles to support Senior Member elevation. See the following link for the [IEEE Senior Membership Nomination Event Guide](#)

2016 Panel Schedule

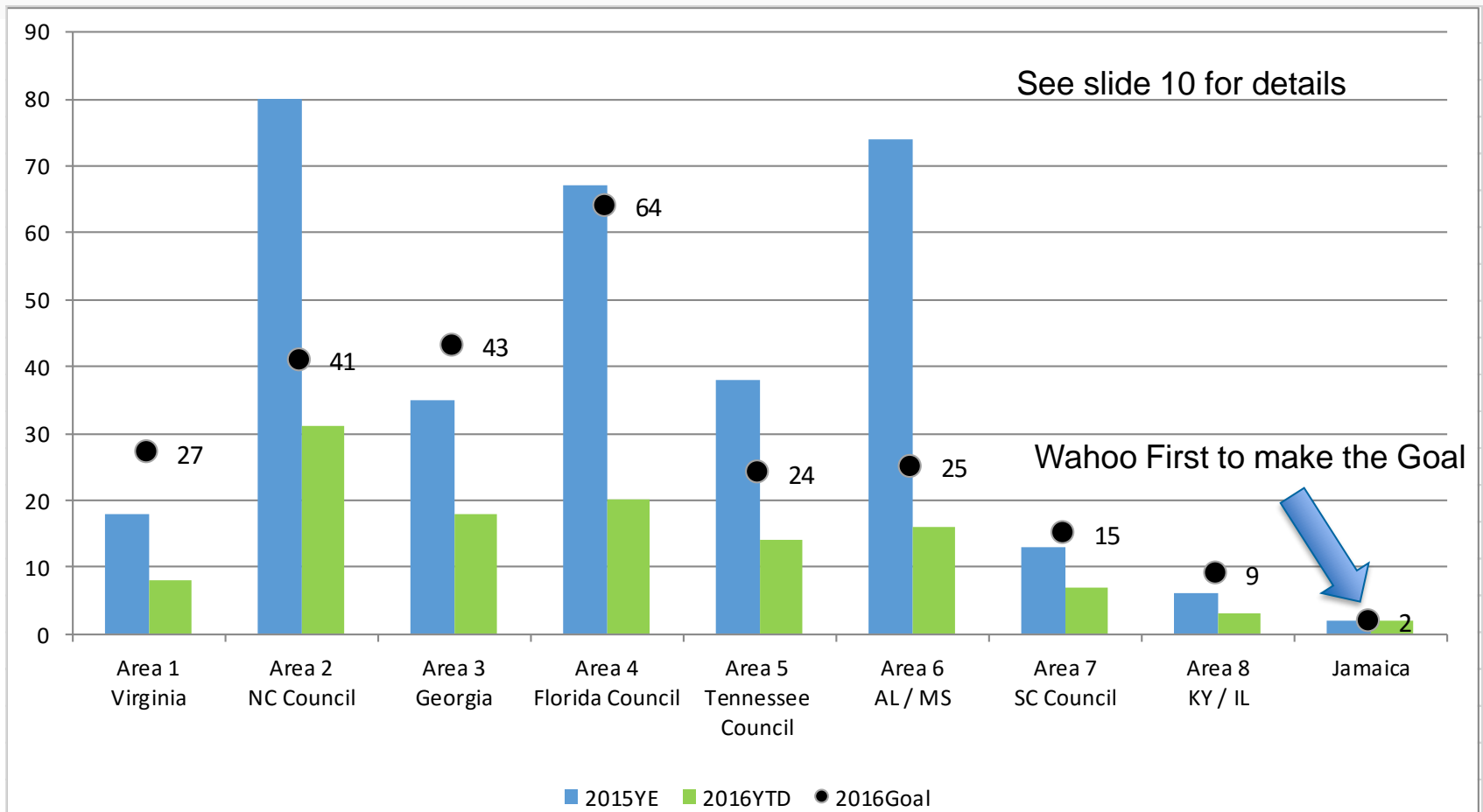
2016 Submission Deadline Dates	2016 Panel Dates	Location
3 February	13 February	San Diego, CA, USA (R6)
1 March	19 March	Bombay, India (R10)
13 April	23 April	Atlanta, GA (R3)
9 May	21 May	Paris, France (R8)
15 June	25 June	Philadelphia, PA, USA (R2)
13 July	23 July	Ottawa, Canada (R7)
	August	No Panel Scheduled
26 August 	10 September	Hong Kong (R10)
	October	No Panel Scheduled
 9 November	19 November	New Brunswick, NJ, USA (R1)

- ▶ November is the last 2016 panel meeting.

Senior Member Elevations

2016 June YTD

2016 Goal: With the May Panel we have 90 new Senior Members this represents 36% of our 2016 Region goal of 250.



Senior Member Elevations

2016 June YTD

	2015YE	2016YTD	2016Goal			2015YE	2016YTD	2016Goal
Area 1	18	8	27		Area 2 / NC Council	80	31	41
CENTRAL VIRGINIA	2	3	6		CENTRAL NORTH CAROLINA	4	1	3
HAMPTON ROADS	3	1	7		CHARLOTTE	11		7
RICHMOND	8	3	9		EASTERN NORTH CAROLINA	49	29	28
VIRGINIA MOUNTAIN	5	1	5		WESTERN NORTH CAROLINA	15	1	2
					WINSTON-SALEM	1		1
Area 3	35	18	43		Area 4/Florida Council	67	20	64
ATLANTA	32	18	40		BROWARD	3		5
CENTRAL GEORGIA	1		2		CANAVERAL	0		2
SAVANNAH	2		1		DAYTONA	3		1
Area 5/Tennessee Council	38	14	24		FLORIDA WEST COAST	11	7	14
CENTRAL TENNESSEE	11	3	7		GAINESVILLE	5	2	3
CHATTANOOGA	4		3		JACKSONVILLE	9	2	4
EAST TENNESSEE	19	9	9		MELBOURNE	17	1	7
MEMPHIS	3	1	4		MIAMI	2	2	5
TRI CITIES	1	1	1		NORTHWEST FLORIDA	1	1	3
					ORLANDO	10	2	11
Area 6	74	16	25		PALM BEACH	3	1	6
ALABAMA	12	4	8		TALLAHASSEE AREA	3	2	3
HUNTSVILLE	56	9	12					
MISSISSIPPI	5	3	4		Area 8	6	3	9
MOBILE	1		1		EVANSVILLE-OWENSBORO	0	1	2
					LEXINGTON	4		3
Area 7/SC Council	13	7	15		LOUISVILLE	2	2	4
CENTRAL SAVANNAH RIVER	0		2					
COASTAL SOUTH CAROLINA	6	1	5		JAMAICA	2	2	2
COLUMBIA	2	4	4					
PIEDMONT	5	2	4					



Event Held



Event Planned



No Event Planned or no Report



Pending Applications Needing References

As of July 14th

Area	SECTION	LAST NAME	FIRST NAME	REF #1	REF #2
Area 1	Central Virginia Section	Elks	Carl	J.D.	
Area 1	Hampton Roads Section	Weigle	Michele	R.F.	
Area 1	Richmond Section	Darron	Carl	J.D.	
Area 1	Richmond Section	Johnson	Johnny	G.K.	A.J.
Area 1	Richmond Section	Thomas	Michael	A.P.	D.W.
Area 2 / NC Council	Charlotte Section	Brindle	Edward	J.C.	
Area 2 / NC Council	Charlotte Section	Onyewuchi	Urenna	J.M.	
Area 2 / NC Council	Eastern North Carolina Section	Bisenius	William	G.S.	R.N.
Area 2 / NC Council	Eastern North Carolina Section	Joshi	Akash	M.R.	
Area 2 / NC Council	Eastern North Carolina Section	Keown	William	M.R.	
Area 2 / NC Council	Lower Cape Fear Subsection	Sanchez	Eugenio	M.R.	
Area 3	Atlanta Section	Bryson	Donald	R.H.	
Area 3	Atlanta Section	Clark	William	T.H.	W.B.
Area 3	Atlanta Section	Fujimoto	Richard	D.B.	
Area 3	Atlanta Section	Hosek	Ronald	C.B.	
Area 3	Atlanta Section	Hurst	Steven	R.L.	J.B.
Area 3	Atlanta Section	Munn	William	J.R.	
Area 3	Atlanta Section	Rothschild	Keith	T.B.	
Area 3	Atlanta Section	Stong	Robert	C.B.	W.H.
Area 3	Atlanta Section	Wester	Craig	J.L.	D.D.
Area 4/Florida Council	Canaveral Section	Nyffenegger	Paul	R.F.	
Area 4/Florida Council	Florida West Coast Section	Kelly	Kenneth	K.D.	K.A.
Area 4/Florida Council	Florida West Coast Section	Sanberg	Paul	V.B.	
Area 4/Florida Council	Jacksonville Section	Denman	Richard	W.S.	P.S.
Area 4/Florida Council	Jacksonville Section	Kopp	Brian	W.S.	
Area 4/Florida Council	Jacksonville Section	Kreidl	O	P.S.	W.S.

Pending Applications Needing References

As of July 14th

Area	SECTION	LAST NAME	FIRST NAME	REF #1	REF #2
Area 4/Florida Council	Northwest Florida Section	Hoffman	Robert	J.H.	D.Z.
Area 4/Florida Council	Orlando Section	Rawlins	Gregory	P.W.	J.M.
Area 4/Florida Council	Orlando Section	Sullivan	Kevin	D.W.	T.H.
Area 4/Florida Council	Palm Beach Section	Leifer	James		
Area 4/Florida Council	Palm Beach Section	Watson	Joe	G.H.	P.H.
Area 4/Florida Council	Tallahassee Area Section	Hollister	John	C.L.	B.H.
Area 5/Tennessee Council	Central Tennessee Section	Dallas	Joy	M.L.	
Area 5/Tennessee Council	Chattanooga Section	Barnett	Robert	J.N.	S.J.
Area 5/Tennessee Council	Chattanooga Section	Cole	Joseph	J.S.	
Area 5/Tennessee Council	East Tennessee Section	Beard	Lisa	C.F.	D.N.
Area 5/Tennessee Council	East Tennessee Section	Chen	Suheng	L.T.	
Area 5/Tennessee Council	East Tennessee Section	MacLennan	Bruce	L.P.	L.T.
Area 5/Tennessee Council	East Tennessee Section	Peters	Nicholas		
Area 6	Alabama Section	Wells	Larry		
Area 6	Huntsville Section	Benson	Robert	G.P.	
Area 6	Huntsville Section	Mink	Michael	L.G.	
Area 6	Huntsville Section	West	Joseph	L.B.	
Area 6	Mississippi Section	Seale	Douglas	R.O.	
Area 7/SC Council	Coastal South Carolina Section	McElveen	James	L.H.	D.C.
Area 7/SC Council	Columbia Section	Rekleitis	Ioannis	S.R.	
Area 7/SC Council	Piedmont Section	Sinnett	Jay	A.C.	T.H.
Area 8	Lexington Section	Wolf	Robert	J.G.	M.F.
Area 8	Louisville Section	Dozier	Andrew	A.E.	

Total Membership: 2016 Membership Year

Total Active Members by Region: June 2016

REGION 3	HIGHER GRADE MEMBERS			STUDENT MEMBERS			TOTAL MEMBERS		
	2016	2015	% Change	2016	2015	% Change	2016	2015	% Change
Tri Cities Section	97	89	9.0%	18	9	100.0%	115	98	17.3%
Richmond Section	669	653	2.5%	109	77	41.6%	778	730	6.6%
Central Tennessee Section	632	620	1.9%	158	130	21.5%	790	750	5.3%
East Tennessee Section	777	774	0.4%	162	125	29.6%	939	899	4.4%
Jacksonville Section	345	324	6.5%	46	52	-11.5%	391	376	4.0%
Louisville Section	314	309	1.6%	77	69	11.6%	391	378	3.4%
Gainesville Section	315	320	-1.6%	121	104	16.3%	436	424	2.8%
Eastern North Carolina Section	2,419	2,390	1.2%	395	358	10.3%	2,814	2,748	2.4%
Central Virginia Section	506	503	0.6%	82	79	3.8%	588	582	1.0%
Melbourne Section	547	548	-0.2%	64	57	12.3%	611	605	1.0%
Virginia Mountain Section	406	416	-2.4%	172	157	9.6%	578	573	0.9%
Daytona Section	174	171	1.8%	41	43	-4.7%	215	214	0.5%
Florida West Coast Section	1,582	1,576	0.4%	184	190	-3.2%	1,766	1,766	0.0%
Northwest Florida Section	273	266	2.6%	30	38	-21.1%	303	304	-0.3%
Central North Carolina Section	241	255	-5.5%	44	33	33.3%	285	288	-1.0%
Palm Beach Section	602	613	-1.8%	60	60	0.0%	662	673	-1.6%
Canaveral Section	160	159	0.6%	10	14	-28.6%	170	173	-1.7%
Chattanooga Section	294	294	0.0%	31	37	-16.2%	325	331	-1.8%
Region 3 Total	21,884	22,145	-1.2%	4,100	4,336	-5.4%	25,984	26,481	-1.9%

Total Membership: 2016 Membership Year

Total Active Members by Region: June 2016									
REGION 3	HIGHER GRADE MEMBERS			STUDENT MEMBERS			TOTAL MEMBERS		
	2016	2015	% Change	2016	2015	% Change	2016	2015	% Change
Region 3 Total	21,884	22,145	-1.2%	4,100	4,336	-5.4%	25,984	26,481	-1.9%
Charlotte Section	598	607	-1.5%	137	143	-4.2%	735	750	-2.0%
Hampton Roads Section	575	588	-2.2%	99	101	-2.0%	674	689	-2.2%
Jamaica Section	133	137	-2.9%	45	45	0.0%	178	182	-2.2%
Evansville-Owensboro Section	158	162	-2.5%	30	31	-3.2%	188	193	-2.6%
Lexington Section	293	308	-4.9%	86	81	6.2%	379	389	-2.6%
Tallahassee Area Section	245	248	-1.2%	69	76	-9.2%	314	324	-3.1%
Atlanta Section	3,169	3,215	-1.4%	579	658	-12.0%	3,748	3,873	-3.2%
Mississippi Section	357	360	-0.8%	89	102	-12.7%	446	462	-3.5%
Broward Section	418	415	0.7%	72	94	-23.4%	490	509	-3.7%
Winston-Salem Section	124	129	-3.9%	17	18	-5.6%	141	147	-4.1%
Memphis Section	373	368	1.4%	90	118	-23.7%	463	486	-4.7%
Huntsville Section	927	956	-3.0%	78	103	-24.3%	1,005	1,059	-5.1%
Central Savannah River Section	162	162	0.0%	13	23	-43.5%	175	185	-5.4%
Alabama Section	729	749	-2.7%	162	195	-16.9%	891	944	-5.6%
Orlando Section	949	999	-5.0%	197	222	-11.3%	1,146	1,221	-6.1%
Mobile Section	143	151	-5.3%	39	43	-9.3%	182	194	-6.2%
Piedmont Section	447	463	-3.5%	91	114	-20.2%	538	577	-6.8%
Coastal South Carolina Section	340	366	-7.1%	43	51	-15.7%	383	417	-8.2%
Central Georgia Section	203	221	-8.1%	28	33	-15.2%	231	254	-9.1%
Miami Section	444	455	-2.4%	151	209	-27.8%	595	664	-10.4%
Savannah Section	161	174	-7.5%	29	38	-23.7%	190	212	-10.4%
Columbia Section	331	355	-6.8%	102	133	-23.3%	433	488	-11.3%
Western North Carolina Section	252	277	-9.0%	50	73	-31.5%	302	350	-13.7%

2016 vs 2015 Region 3 Meeting Statistics

280 vs 438 -- 36% drop Yr/Yr

Row Labels (region)	Jan	Feb	Mar	Apr	May	Jun	YTD
REGION	0	0	0	-1	0	0	-1
(region) Total	0	0	0	-1	0	0	-1
ALABAMA	0	0	0	0	0	0	0
AFFINITY	-1	0	-1	0	-2	0	-4
CHAPTER	0	-1	0	0	-2	1	-2
SECTION	-1	0	0	-2	-1	1	-3
ALABAMA Total	-2	-1	-1	-2	-5	2	-9
ATLANTA	0	0	0	0	0	0	0
AFFINITY	0	1	1	0	0	0	2
CHAPTER	-1	-4	-5	-10	-3	-1	-24
SECTION	-1	0	1	2	-1	0	1
ATLANTA Total	-2	-3	-3	-8	-4	-1	-21
BROWARD	0	0	0	0	0	0	0
CHAPTER	0	0	0	-3	-2	-6	-11
SECTION	0	0	0	-1	-1	-2	-4
BROWARD Total	0	0	0	-4	-3	-8	-15
CANAVERAL	0	0	0	0	0	0	0
SECTION	0	-2	0	0	0	0	-2
CANAVERAL Total	0	-2	0	0	0	0	-2
CENTRAL GEORGIA	0	0	0	0	0	0	0
SECTION	0	0	-2	-1	0	-1	-4
CENTRAL GEORGIA Total	0	0	-2	-1	0	-1	-4
CENTRAL NORTH CAROLINA	0	0	0	0	0	0	0
CHAPTER	-1	0	-2	2	-2	0	-3
SECTION	0	2	1	1	1	-1	4
CENTRAL NORTH CAROLINA Total	-1	2	-1	3	-1	-1	1
CENTRAL SAVANNAH RIVER	0	0	0	0	0	0	0
SECTION	0	-1	0	0	-1	0	-2
CENTRAL SAVANNAH RIVER Total	0	-1	0	0	-1	0	-2
CENTRAL TENNESSEE	0	0	0	0	0	0	0
CHAPTER	0	0	-1	0	0	0	-1
SECTION	-1	-1	0	-1	0	-1	-4
CENTRAL TENNESSEE Total	-1	-1	-1	-1	0	-1	-5
CENTRAL VIRGINIA	0	0	0	0	0	0	0
SECTION	0	0	-2	0	0	0	-2
CENTRAL VIRGINIA Total	0	0	-2	0	0	0	-2

Row Labels	Jan	Feb	Mar	Apr	May	Jun	YTD
CHARLOTTE	0	0	0	0	0	0	0
AFFINITY	0	0	0	0	0	0	0
CHAPTER	2	-1	-1	-3	0	-1	-4
SECTION	0	-1	-1	-1	-1	-2	-6
CHARLOTTE Total	2	-2	-2	-4	-1	-3	-10
CHATTANOOGA	0	0	0	0	0	0	0
CHAPTER	0	0	0	0	1	0	1
SECTION	-1	-2	0	-2	0	0	-5
CHATTANOOGA Total	-1	-2	0	-2	1	0	-4
COASTAL SOUTH CAROLINA	0	0	0	0	0	0	0
CHAPTER	0	0	-1	1	0	0	0
SECTION	0	0	0	0	1	0	1
COASTAL SOUTH CAROLINA Total	0	0	-1	1	1	0	0
COLUMBIA	0	0	0	0	0	0	0
SECTION	-1	-1	-1	-2	0	-1	-6
COLUMBIA Total	-1	-1	-1	-2	0	-1	-6
DAYTONA	0	0	0	0	0	0	0
AFFINITY	-2	1	0	1	0	0	0
CHAPTER	0	-2	0	-1	0	0	-3
SECTION	0	0	-1	0	1	2	2
DAYTONA Total	-2	-1	-1	0	1	2	-1
EAST TENNESSEE	0	0	0	0	0	0	0
AFFINITY	0	0	0	0	0	0	0
CHAPTER	0	0	0	0	0	0	0
SECTION	0	1	-2	0	-1	0	-2
EAST TENNESSEE Total	0	1	-2	0	-1	0	-2
EASTERN NORTH CAROLINA	0	0	0	0	0	0	0
AFFINITY	-1	0	0	-1	0	1	-1
CHAPTER	-3	-3	-2	8	-2	-2	-4
SECTION	2	5	3	5	4	-3	16
EASTERN NORTH CAROLINA Total	-2	2	1	12	2	-4	11
EVANSVILLE-OWENSBORO	0	0	0	0	0	0	0
SECTION	0	0	0	1	-1	0	0
EVANSVILLE-OWENSBORO Total	0	0	0	1	-1	0	0
FLORIDA WEST COAST	0	0	0	0	0	0	0
AFFINITY	0	1	2	-2	-1	-1	-1
CHAPTER	0	0	0	0	0	-4	-4
SECTION	0	0	0	-1	0	-1	-2
FLORIDA WEST COAST Total	0	1	2	-3	-1	-6	-7

Row Labels	Jan	Feb	Mar	Apr	May	Jun	YTD
GAINESVILLE	0	0	0	0	0	0	0
CHAPTER	0	0	0	0	0	0	0
SECTION	0	-3	-1	0	0	0	-4
GAINESVILLE Total	0	-3	-1	0	0	0	-4
HAMPTON ROADS	0	0	0	0	0	0	0
CHAPTER	0	0	0	-1	0	0	-1
SECTION	0	-2	-4	0	-1	0	-7
HAMPTON ROADS Total	0	-2	-4	-1	-1	0	-8
HUNTSVILLE	0	0	0	0	0	0	0
AFFINITY	0	0	0	0	0	-1	-1
CHAPTER	2	2	0	-3	-1	-1	-1
SECTION	-1	0	-1	0	1	0	-1
HUNTSVILLE Total	1	2	-1	-3	0	-2	-3
JACKSONVILLE	0	0	0	0	0	0	0
CHAPTER	-1	-1	0	0	1	0	-1
SECTION	0	0	0	-1	0	0	-1
JACKSONVILLE Total	-1	-1	0	-1	1	0	-2
JAMAICA	0	0	0	0	0	0	0
CHAPTER	0	0	0	0	-1	0	-1
SECTION	-2	-1	-2	-2	0	0	-7
JAMAICA Total	-2	-1	-2	-2	-1	0	-8
LEXINGTON	0	0	0	0	0	0	0
CHAPTER	0	0	0	0	0	0	0
SECTION	0	-1	0	0	0	0	-1
LEXINGTON Total	0	-1	0	0	0	0	-1
LOUISVILLE	0	0	0	0	0	0	0
CHAPTER	0	-1	0	0	-1	-1	-3
SECTION	0	-2	-1	-1	-1	0	-5
LOUISVILLE Total	0	-3	-1	-1	-2	-1	-8
MELBOURNE	0	0	0	0	0	0	0
AFFINITY	0	1	0	2	0	0	3
CHAPTER	0	0	1	0	0	-2	-1
SECTION	0	0	-2	-1	0	0	-3
MELBOURNE Total	0	1	-1	1	0	-2	-1
MEMPHIS	0	0	0	0	0	0	0
AFFINITY	0	0	0	0	0	-1	-1
CHAPTER	-1	1	-1	0	1	2	2
SECTION	0	-2	0	-1	-1	1	-3
MEMPHIS Total	-1	-1	-1	-1	0	2	-2

2016 vs 2015 Region 3 Meeting Statistics

280 vs 438 -- 36% drop Yr/Yr

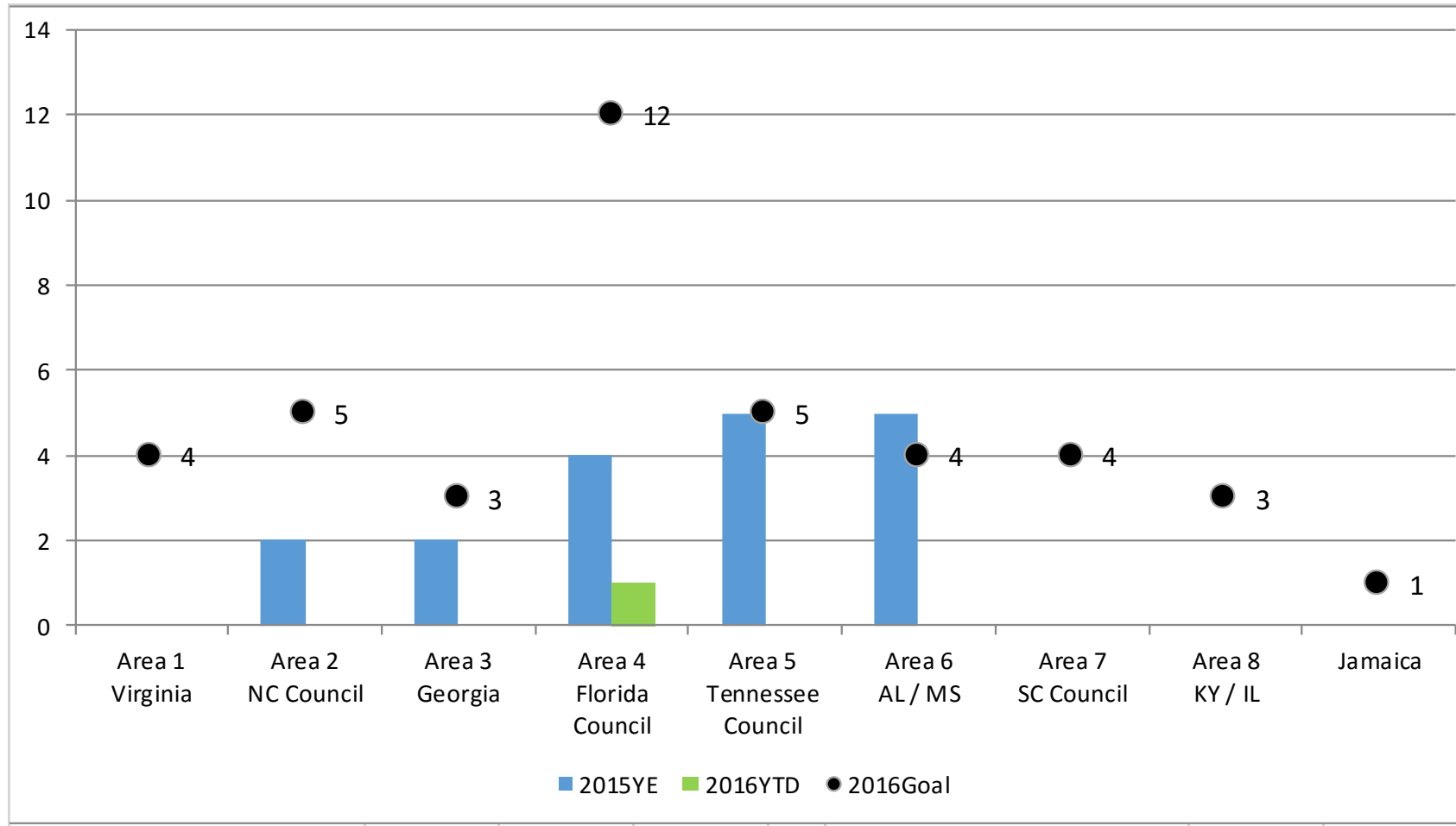
Row Labels	Jan	Feb	Mar	Apr	May	Jun	YTD
MIAMI	0	0	0	0	0	0	0
CHAPTER	-2	-5	0	0	0	-2	-9
SECTION	-1	0	-1	-1	-2	-1	-6
MIAMI Total	-3	-5	-1	-1	-2	-3	-15
MISSISSIPPI	0	0	0	0	0	0	0
CHAPTER	0	-1	0	0	-1	0	-2
SECTION	0	0	-2	0	-1	0	-3
MISSISSIPPI Total	0	-1	-2	0	-2	0	-5
MOBILE	0	0	0	0	0	0	0
SECTION	2	0	2	2	0	-1	5
MOBILE Total	2	0	2	2	0	-1	5
NORTHWEST FLORIDA	0	0	0	0	0	0	0
AFFINITY	0	-1	1	-1	0	1	0
CHAPTER	0	-1	0	-1	1	0	-1
SECTION	1	-2	0	-2	0	-1	-4
NORTHWEST FLORIDA Total	1	-4	1	-4	1	0	-5
ORLANDO	0	0	0	0	0	0	0
CHAPTER	2	-6	4	0	1	-1	0
SECTION	0	-2	-1	-1	-1	-1	-6
ORLANDO Total	2	-8	3	-1	0	-2	-6
PALM BEACH	0	0	0	0	0	0	0
CHAPTER	0	-1	-1	-1	-1	0	-4
SECTION	-2	-1	-1	0	0	-1	-5
PALM BEACH Total	-2	-2	-2	-1	-1	-1	-9
PIEDMONT	0	0	0	0	0	0	0
SECTION	-1	0	1	-2	-1	-1	-4
PIEDMONT Total	-1	0	1	-2	-1	-1	-4
RICHMOND	0	0	0	0	0	0	0
AFFINITY	0	0	0	0	0	0	0
CHAPTER	0	0	0	0	0	0	0
SECTION	0	-2	0	-1	0	-2	-5
RICHMOND Total	0	-2	0	-1	0	-2	-5
SAVANNAH	0	0	0	0	0	0	0
SECTION	0	1	1	0	-1	-1	0
SAVANNAH Total	0	1	1	0	-1	-1	0
TALLAHASSEE AREA	0	0	0	0	0	0	0
CHAPTER	0	-1	0	1	1	0	1
SECTION	0	0	1	1	0	0	2
TALLAHASSEE AREA Total	0	-1	1	2	1	0	3

Row Labels	Jan	Feb	Mar	Apr	May	Jun	YTD
VIRGINIA MOUNTAIN	0	0	0	0	0	0	0
SECTION	1	1	-2	2	-1	1	2
VIRGINIA MOUNTAIN Total	1	1	-2	2	-1	1	2
WESTERN NORTH CAROLINA	0	0	0	0	0	0	0
AFFINITY	0	1	1	-2	0	-2	-2
CHAPTER	0	0	-1	1	-1	0	-1
SECTION	0	1	-2	1	-1	0	-1
WESTERN NORTH CAROLINA Total	0	2	-2	0	-2	-2	-4
WINSTON-SALEM	0	0	0	0	0	0	0
AFFINITY	0	0	0	0	0	0	0
SECTION	0	0	-2	-1	0	0	-3
WINSTON-SALEM Total	0	0	-2	-1	0	0	-3
TRI CITIES	0	0	0	0	0	0	0
SECTION	0	1	1	0	1	0	3
TRI CITIES Total	0	1	1	0	1	0	3
Grand Total	-13	-35	-26	-24	-23	-37	-158

Young Professional Events

June 2016 YTD

2016 Goal: Hold at least 1 Young Professional event in each section



Young Professional Events

June 2016 YTD

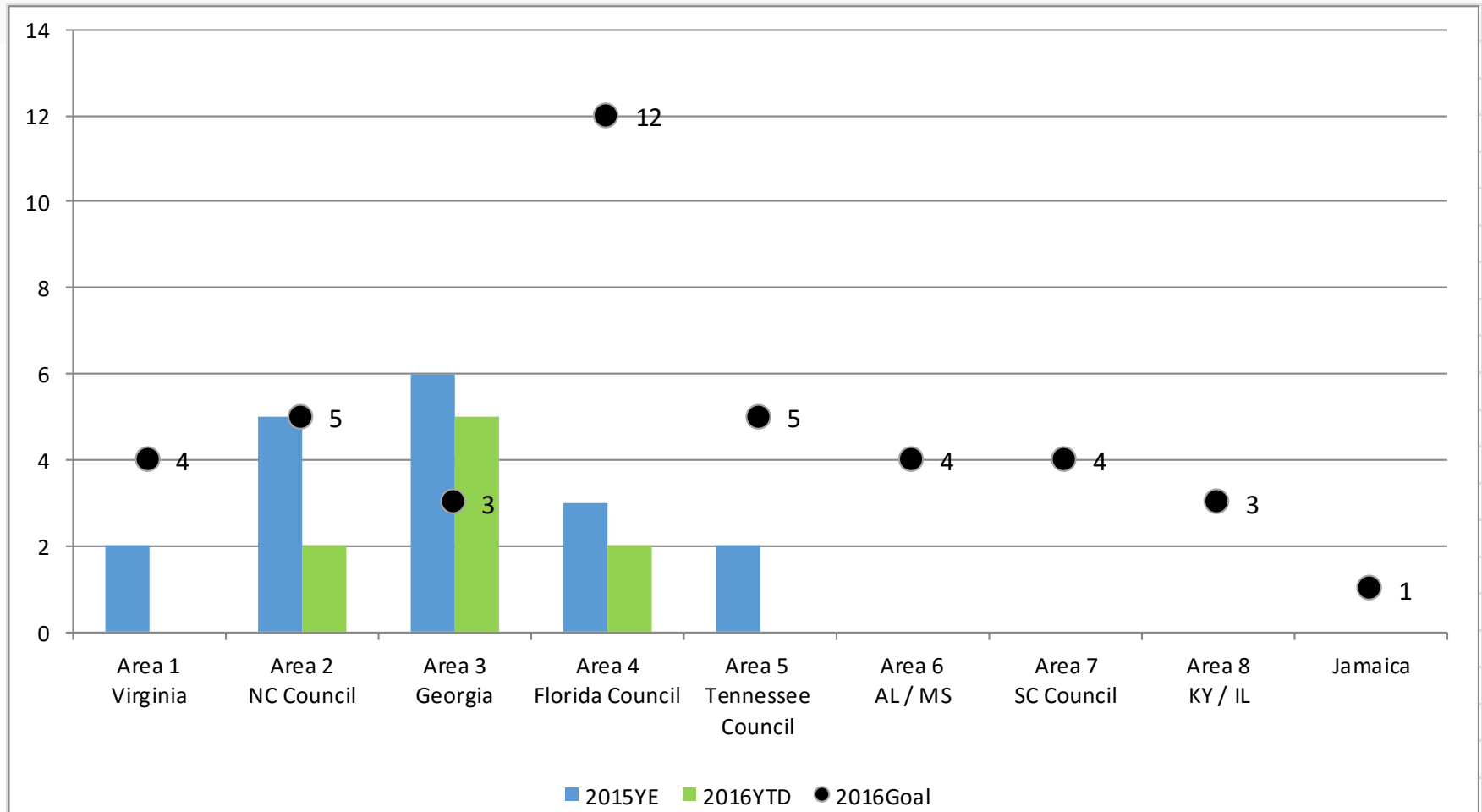
2016 Goal: Hold at least 1 Young Professional event in each section

	2015YE	2016YTD	2016Goal			2015YE	2016YTD	2016Goal
Area 1	0	0	4		Area 2 / NC Council	2	0	5
CENTRAL VIRGINIA			1		CENTRAL NORTH CAROLINA			1
HAMPTON ROADS			1		CHARLOTTE	1		1
RICHMOND			1		EASTERN NORTH CAROLINA	1		1
VIRGINIA MOUNTAIN			1		WESTERN NORTH CAROLINA			1
					WINSTON-SALEM			1
Area 3	2	0	3		Area 4/Florida Council	4	1	12
ATLANTA	2		1		BROWARD			1
CENTRAL GEORGIA			1		CANAVERAL			1
SAVANNAH			1		DAYTONA			1
Area 5/Tennessee Council	5	0	5		FLORIDA WEST COAST	2		1
CENTRAL TENNESSEE			1		GAINESVILLE			1
CHATTANOOGA			1		JACKSONVILLE			1
EAST TENNESSEE			1		MELBOURNE	2	1	1
MEMPHIS	5		1		MIAMI			1
TRI CITIES			1		NORTHWEST FLORIDA			1
					ORLANDO			1
Area 6	5	0	4		PALM BEACH			1
ALABAMA	2		1		TALLAHASSEE AREA			1
HUNTSVILLE	3		1					
MISSISSIPPI			1		Area 8	0	0	3
MOBILE			1		EVANSVILLE-OWENSBORO			1
					LEXINGTON			1
Area 7/SC Council	0	0	4		LOUISVILLE			1
CENTRAL SAVANNAH RIVER			1					
COASTAL SOUTH CAROLINA			1		JAMAICA	0	0	1
COLUMBIA			1					
PIEDMONT			1					

Women in Engineering Events

June 2016 YTD

2016 Goal: Hold at least 1 Women in Engineering event in each section



Women in Engineering Events

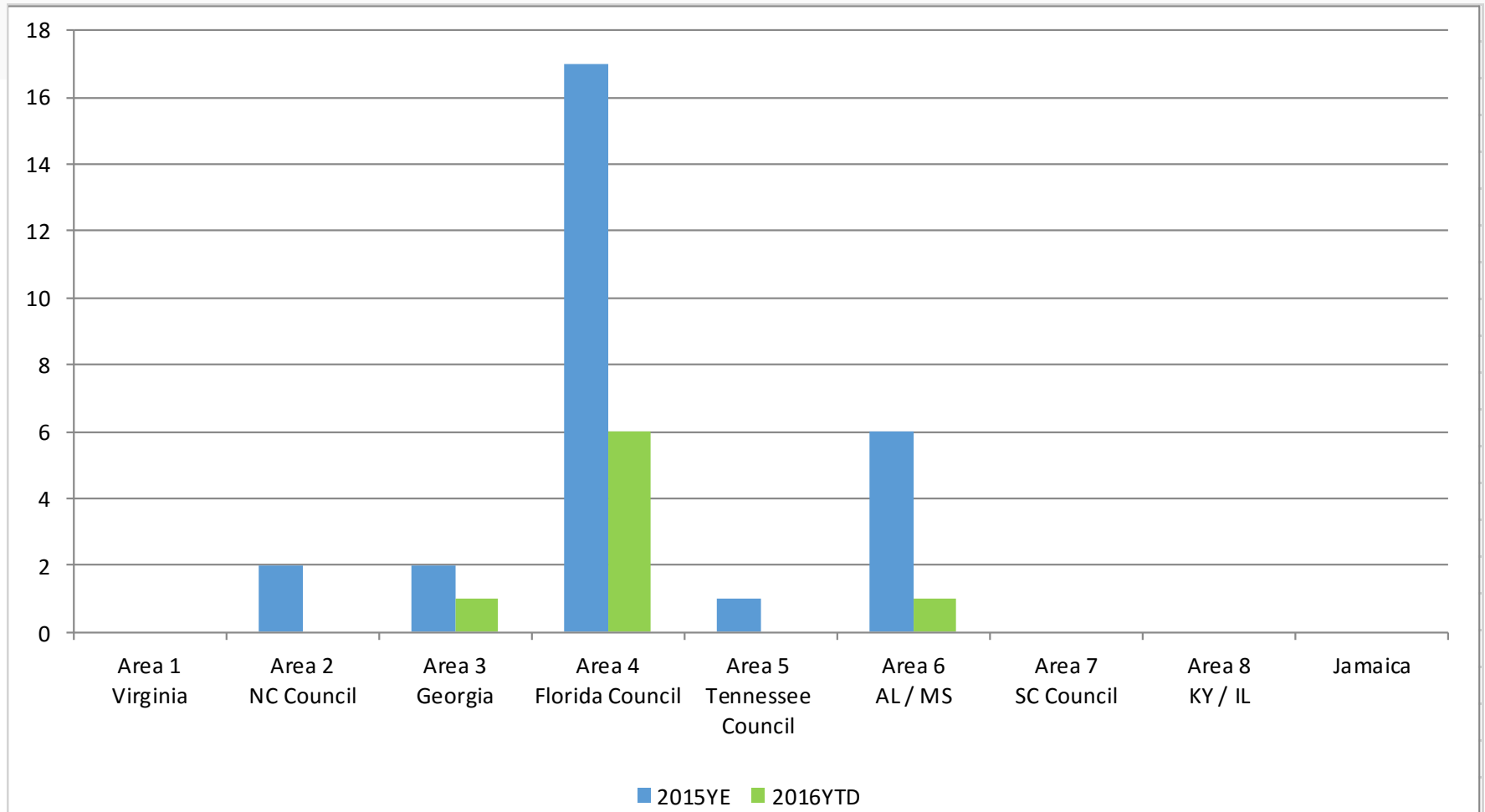
June 2016 YTD

2016 Goal: Hold at least 1 Women in Engineering event in each section

	2015YE	2016YTD	2016Goal			2015YE	2016YTD	2016Goal
Area 1	2	0	4		Area 2 / NC Council	5	2	5
CENTRAL VIRGINIA			1		CENTRAL NORTH CAROLINA			1
HAMPTON ROADS			1		CHARLOTTE	2	1	1
RICHMOND	2		1		EASTERN NORTH CAROLINA	3	1	1
VIRGINIA MOUNTAIN			1		WESTERN NORTH CAROLINA			1
					WINSTON-SALEM			1
Area 3	6	5	3					
ATLANTA	6	5	1		Area 4/Florida Council	3	2	12
CENTRAL GEORGIA			1		BROWARD			1
SAVANNAH			1		CANAVERAL			1
					DAYTONA			1
Area 5/Tennessee Council	2	0	5		FLORIDA WEST COAST	3	2	1
CENTRAL TENNESSEE			1		GAINESVILLE			1
CHATTANOOGA			1		JACKSONVILLE			1
EAST TENNESSEE			1		MELBOURNE			1
MEMPHIS	2		1		MIAMI			1
TRI CITIES			1		NORTHWEST FLORIDA			1
					ORLANDO			1
Area 6	0	0	4		PALM BEACH			1
ALABAMA			1		TALLAHASSEE AREA			1
HUNTSVILLE			1					
MISSISSIPPI			1		Area 8	0	0	3
MOBILE			1		EVANSVILLE-OWENSBORO			1
					LEXINGTON			1
Area 7/SC Council	0	0	4		LOUISVILLE			1
CENTRAL SAVANNAH RIVER			1					
COASTAL SOUTH CAROLINA			1		JAMAICA	0	0	1
COLUMBIA			1					
PIEDMONT			1					

Life Member Events

June 2016 YTD



Life Member Events

June 2016 YTD

	2015YE	2016YTD	2016Goal			2015YE	2016YTD	2016Goal
Area 1	0	0	0		Area 2 / NC Council	2	0	0
CENTRAL VIRGINIA					CENTRAL NORTH CAROLINA			
HAMPTON ROADS					CHARLOTTE			
RICHMOND					EASTERN NORTH CAROLINA			
VIRGINIA MOUNTAIN					WESTERN NORTH CAROLINA			
					WINSTON-SALEM	2		
Area 3	2	1	0					
ATLANTA	2	1			Area 4/Florida Council	17	6	0
CENTRAL GEORGIA					BROWARD			
SAVANNAH					CANAVERAL			
					DAYTONA	2	2	
Area 5/Tennessee Council	1	0	0		FLORIDA WEST COAST	2		
CENTRAL TENNESSEE					GAINESVILLE			
CHATTANOOGA					JACKSONVILLE			
EAST TENNESSEE	1				MELBOURNE	4		
MEMPHIS					MIAMI			
TRI CITIES					NORTHWEST FLORIDA	9	4	
					ORLANDO			
Area 6	6	1	0		PALM BEACH			
ALABAMA	6	1			TALLAHASSEE AREA			
HUNTSVILLE								
MISSISSIPPI					Area 8	0	0	0
MOBILE					EVANSVILLE-OWENSBORO			
					LEXINGTON			
Area 7/SC Council	0	0	0		LOUISVILLE			
CENTRAL SAVANNAH RIVER								
COASTAL SOUTH CAROLINA					JAMAICA	0	0	1
COLUMBIA								
PIEDMONT								

Appendix

Member Engagement and Life Cycle

▶ Objective

Promote the growth of both professional and student members in Region 3 and the Institute as a whole. Encourage the professional, technical and personal growth of all members within the Region through IEEE programs that facilitate the engagement of members.

▶ Committee Chair: Mark Torres

- Young Professional Representative -- Laura Camburn
- Industrial Relations -- Lee Stogner
- Life Member Coordinator -- Charles Husbands
- Membership Recruiting and Recovery – Mauricio Cano
- Women in Engineering Liaison -- Takoi K. Hamrita, PhD

Glossary

- Arrears – members who have not paid the current year dues, services will end
- Inactive – members who have not paid dues from the past year and receive no services
- Deactivation – All IEEE members who have not paid dues for the current membership year by the deactivation service date (23 February in 2013) have their member status changed to Arrears
- MD – Membership Development
- MGA – Member & Geographic Activities
- TA – Technical Activities
- MRRC – Membership Recruitment & Recovery Committee
- MGM – Member-Get-A-Member program
- A&A – Admission & Advancement program
- SM – Senior Member grade
- Young Professionals (YP) – used to be IEEE GOLD
- HG – Higher-grade member (Member, Senior Member, Fellow. Life Member)
- RSR – Region Student Representative
- RSAC – Region Student Activities Chair
- SAMIEEE – Section/Society Access to Membership Information

Glossary (Cont'd.)

- (GEO) – Geographic Predefined Queries Folder, (MD) – Membership Development Predefined Queries Folder, (SOC) – Society Predefined Queries Folder
- OU – Organization Unit within IEEE (region, section, affinity group, student branch, etc.)
- OBIEE – Oracle Business Intelligence Enterprise Edition
- SCOOP – Newsletter from MGA
- MMD – Member Market Development
- ACK Pac– Acknowledgement Package sent to new members
- ExCom – IEEE unit's Executive Committee composed of officers
- YOY – Year over Year – usually for comparing yearly statistics
- YOS – Years of Service – for number of membership years
- MLP – Member Loyalty Program