



IEEE Region 3 SoutheastCon 2021



Region 3 Committee Meeting

Director Jill Gostin

Saturday 13 March, 2021 9:00 AM – 2:45 PM EST

Agenda

SoutheastCon 2021 Region 3 Committee Program

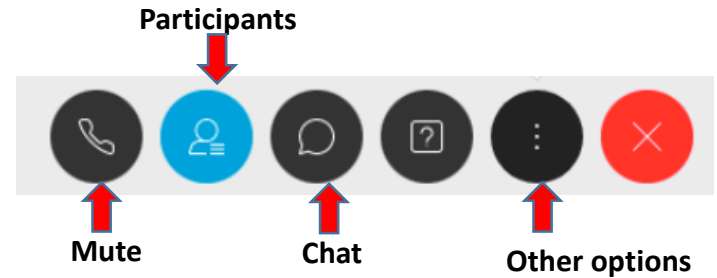
Saturday Mar 13	Duration (min)	Title	Presenter
09:00 AM	15	Welcome and Introductions	Gostin
09:15 AM	15	Pandemic and it's effect on IEEE Events	Gostin
09:30 AM	20	Proposed Area Chair Changes	Gostin
09:50 AM	20	NextGen Accounting	M E Randall
10:10 AM	20	Break	
10:30 AM	25	IEEE-USA Pres-Elect Candidates	Conrad
10:55 AM	10	Awards and Recognition Committee	Lourenco
11:05 AM	10	Member Communications Committee	Dillard
11:15 AM	10	Conference Committee	Grigorian
11:25 AM	90	Break	
12:55 PM	20	Section Support Committee	Marshall
01:15 PM	10	Professional Activities Committee	Cunningham
01:25 PM	10	Strategic Operations and Support Committee	Green
01:35 PM	10	Student Activities Committee	Heyman
01:45 PM	10	Operational Audit Committee	Harrison
01:55 PM	20	Humanitarian Activities	Veeraraghavan
02:15 PM	10	MOVE Report for 2020	M E Randall
02:25 PM	10	Pandemic Projects Report	G. Randall
02:35 PM		Adjourn	
04:00 PM	60	Hardware Competition Finals	Todorovska
05:00 PM	60	Awards Ceremony	Lourenco

Teleconference (Webex) – icons & features

Presenters, Attendees and Muting

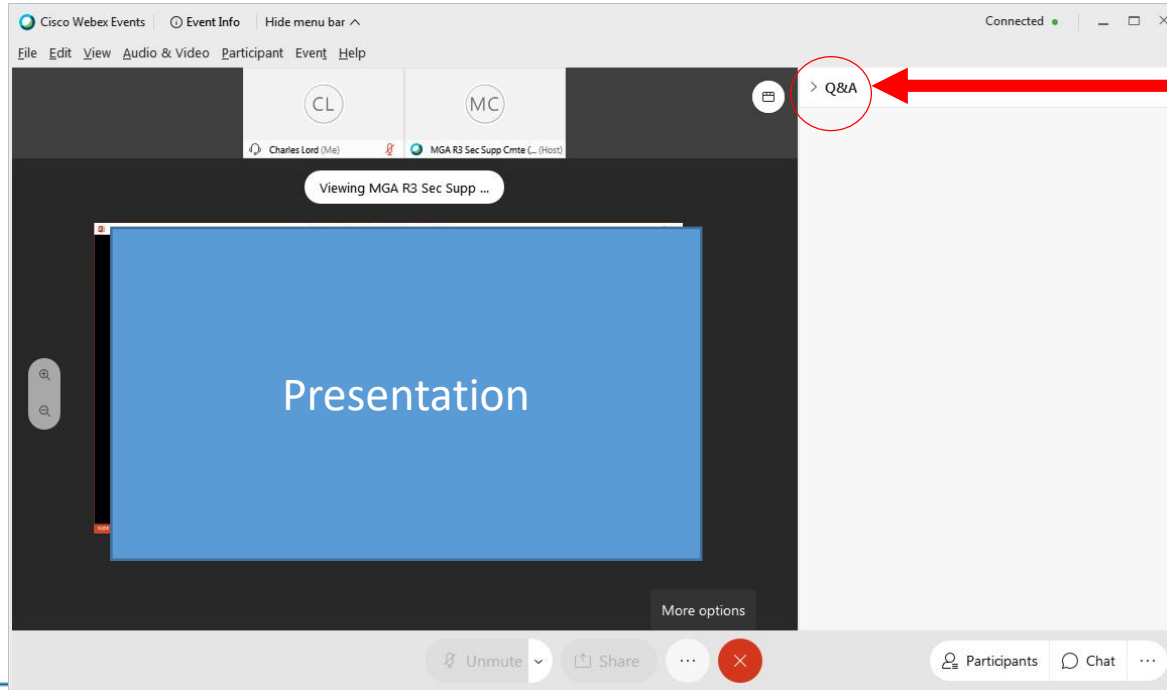
- Presenters (panelists) can unmute/mute own lines.
- Please use **“Raise Hand”** and wait to be recognized by the Host.
- Attendees will be muted.

Tool Bar Icons



How to Ask Questions

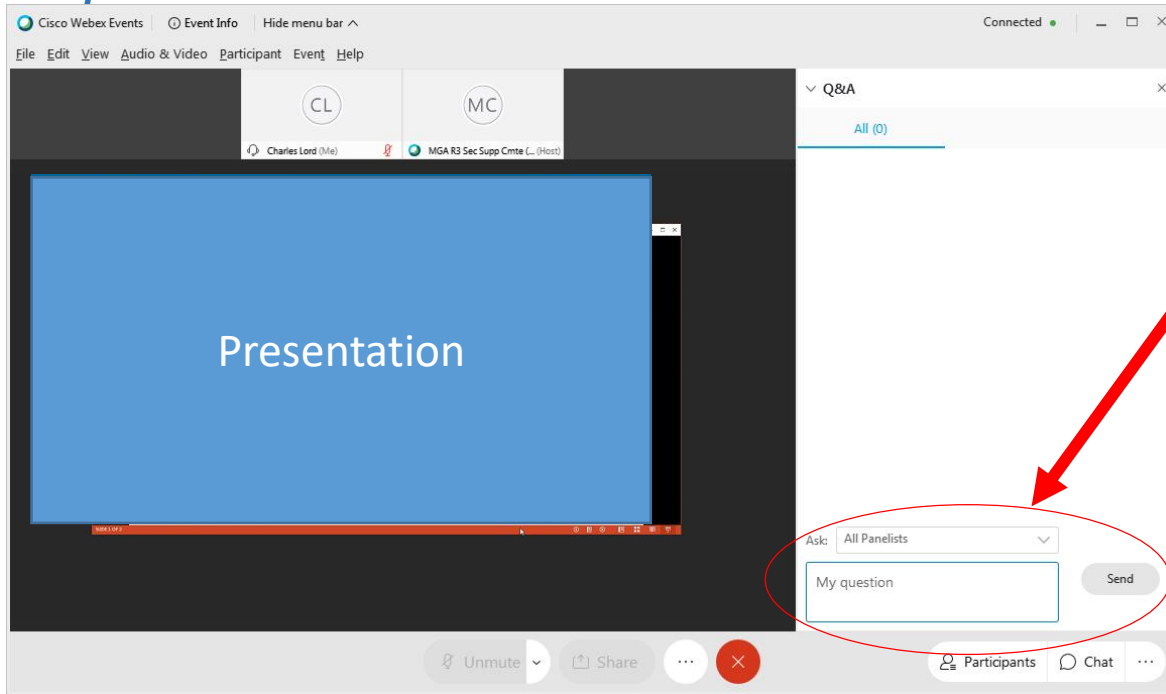
Step 1



Click the arrow

How to Ask Questions

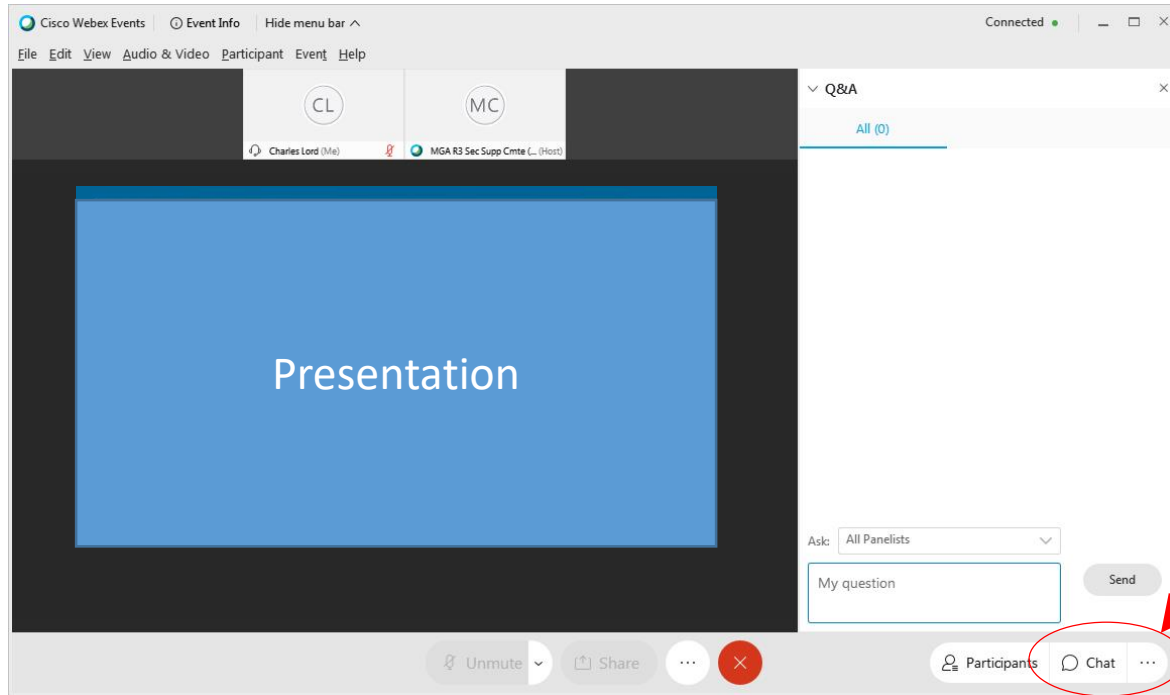
Step 2



The screenshot shows the Cisco Webex Events interface. On the left, a presentation slide titled "Presentation" is displayed. The top of the interface shows the "Cisco Webex Events" window with a menu bar (File, Edit, View, Audio & Video, Participant, Event, Help) and a "Connected" status. The main area is divided into two sections: a video feed area with participants "Charles Lord (Me)" and "MGA R3 Sec Supp Cmte L (Host)", and a "Q&A" panel on the right. The Q&A panel shows "All (0)" questions. At the bottom of the Q&A panel, there is a text input field containing "My question", a dropdown menu set to "All Panelists", and a "Send" button. A red oval highlights this input area, and a red arrow points from the text "Enter your question and press 'send'" to the "Send" button.


Enter your question
and press "send"

Technical Issues?



Open the Chat Window
and send a help request
to "Host"

Thank you to our sponsors!



SIMTECH™
SIMULATION TECHNOLOGIES, INC.