



Tailoring anisotropy in (001) oriented $(\text{Fe}_{1-x}\text{Cu}_x)_{55}\text{Pt}_{45}$ films

Dustin Gilbert

UCDAVIS

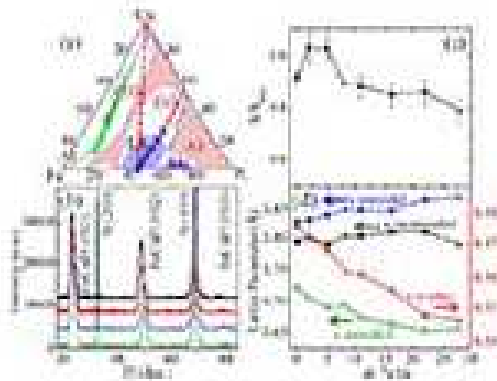
Seagate



D. A. Gilbert, et al., Appl. Phys. Lett. **102**, 132406 (2013)

Research Highlights

Top Stories



Tuning magnetic anisotropy in (001) oriented L10 $(\text{Fe}_{1-x}\text{Cu}_x)_{55}\text{Pt}_{45}$ films

Dustin A. Gilbert, Liang-Wei Wang, Timothy J. Klemmer, Jan-Ulrich Thiele, Chih-Huang Lai, and Kai Liu

The authors have achieved (001) oriented L10 $(\text{Fe}_{1-x}\text{Cu}_x)_{55}\text{Pt}_{45}$ thin films, with magnetic anisotropy up to $3.6 \times 10^7 \text{ erg/cm}^3$, using atomic-scale multilayer sputtering and post annealing at $400 \text{ }^\circ\text{C}$ for 10 s. By fixing the Pt concentration, structure and magnetic properties are systematically tuned by the Cu addition.

[Appl. Phys. Lett. 102, 132406 \(2013\) | HTML | PDF](#)



Kai Liu



Liang-Wei Wang



Chih-Huang Lai



UCDAVIS



國立清華大學
National Tsing Hua University



Timothy Klemmer

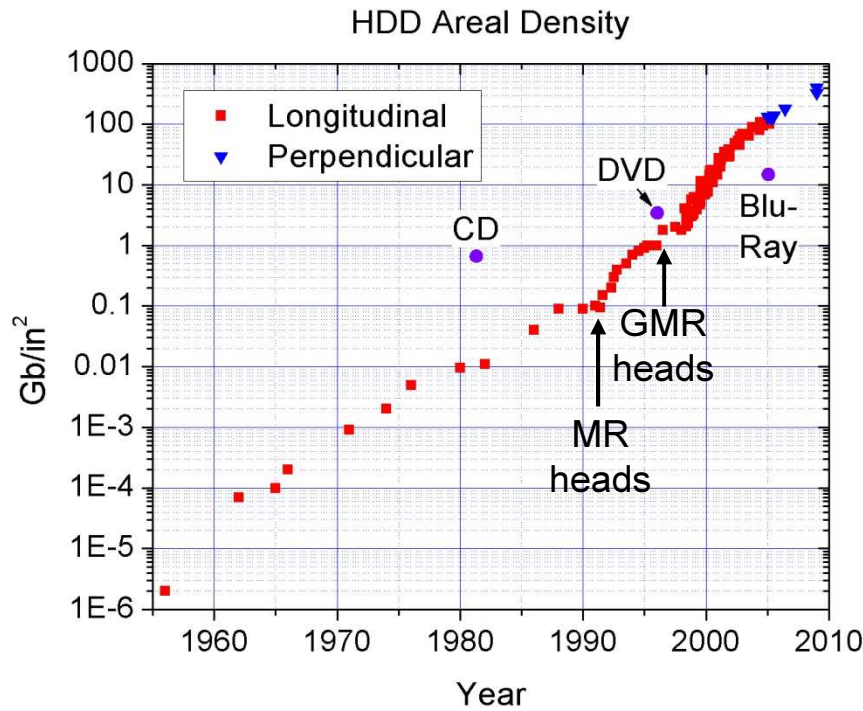


Jan-Ulrich Thiele

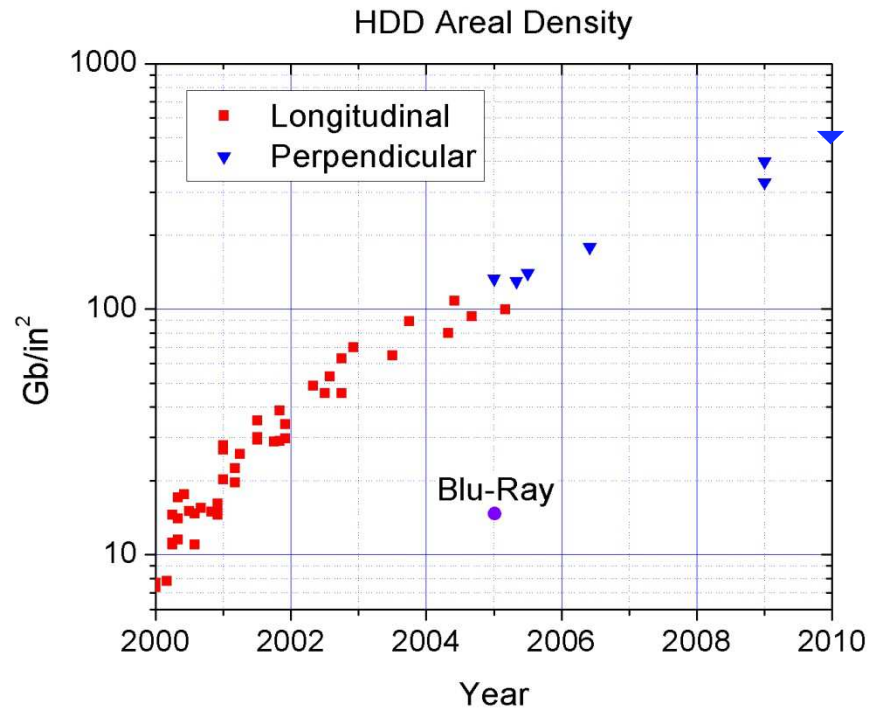


Introduction

Historical areal density growth of HDDs



9 Orders of Magnitude




IBM RAMAC (1956)
 2Mbyte
 70 kbit/in²
 \$100k/year
 (~\$50k/MB per year)



Seagate Barracuda 2TB HDD
 500 Gbit/in²
 \$129.99 & Free Shipping
 @Newegg.com
 6.5¢/GB!
 (~\$0.00013/MB per year)

8 Orders of Magnitude

Motivation



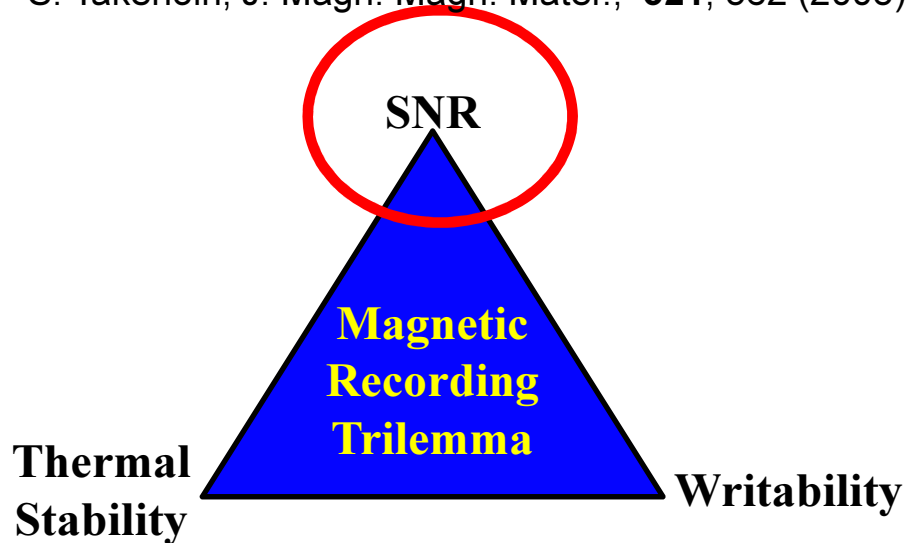
S. Takenoiri, J. Magn. Magn. Mater., **321**, 562 (2008).

Magnetic recording technologies write to a collection of grains


Higher density → fewer grains

Poor edge definition ('jitter') → Poor SNR

Restore SNR by decreasing grain size



Grain Size Scaling in Recording Media




10 Gbit/in²
product media

12 nm grains

$$\sigma_{\text{area}} \cong 0.9$$

J. Li, *et al.*,

J. Appl. Phys. **85**, 4286 (1999)




35 Gb/in²
prototype media

8.5 nm grains

$$\sigma_{\text{area}} \cong 0.6$$

M. Doerner *et al.*,

IEEE Trans. Magn. **37**, 1052 (2001).




650 Gb/in²
product media

8.5 nm grains

$$\sigma_{\text{area}} \cong 0.15$$

(2012)



Nanoparticle arrays

4 nm particles


$$\sigma_{\text{area}} \cong 0.05$$

S. Sun *et al.*,


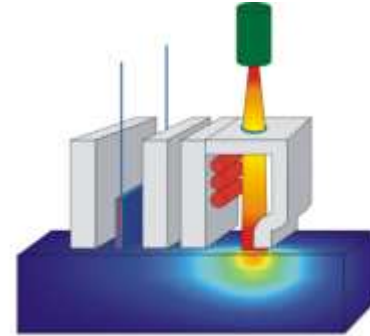
Science **287**, 1989 (2000).

Smaller grains addresses SNR, but **reduced thermal stability**

Motivation



S. Takenoiri, J. Magn. Magn. Mater., **321**, 562 (2008).



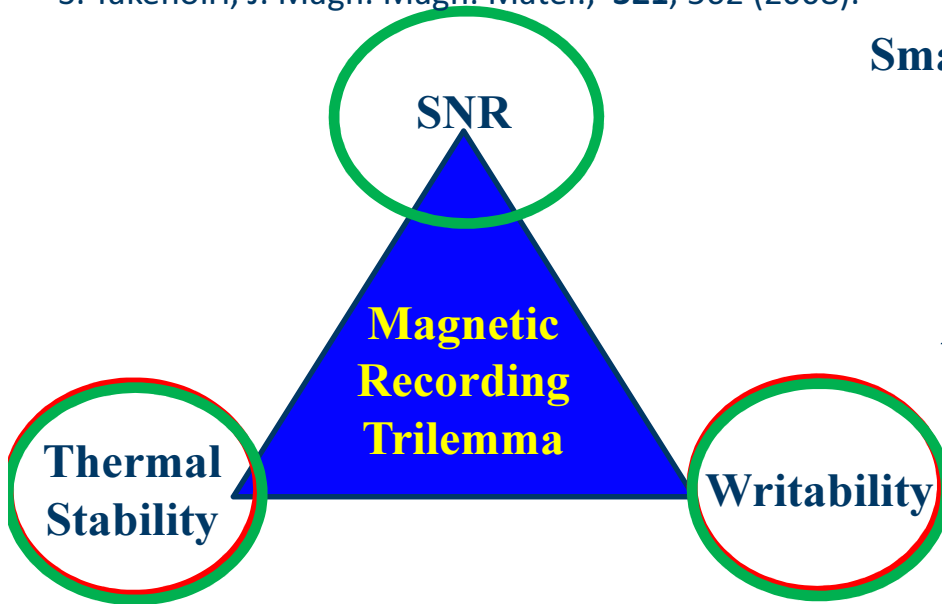
Higher density \rightarrow fewer grains

Poor edge definition ('jitter') \rightarrow **Poor SNR**

Smaller grains addresses SNR, but **reduced thermal stability** $\sim e^{-\frac{K_U V}{K_B T}}$

High anisotropy (K_U) material addresses thermal stability, but **reduces writability**

Energy Assisted Recording (e.g. HAMR, MAMR) can **address writability**




Heat-Assisted Magnetic Recording (HAMR)

HAMR vs PMR Media Loops

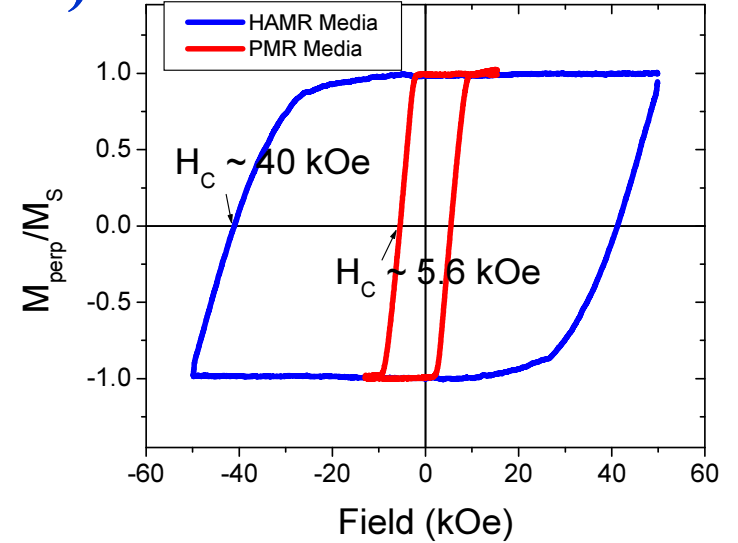
Increase Areal Density

increase density by smaller grains

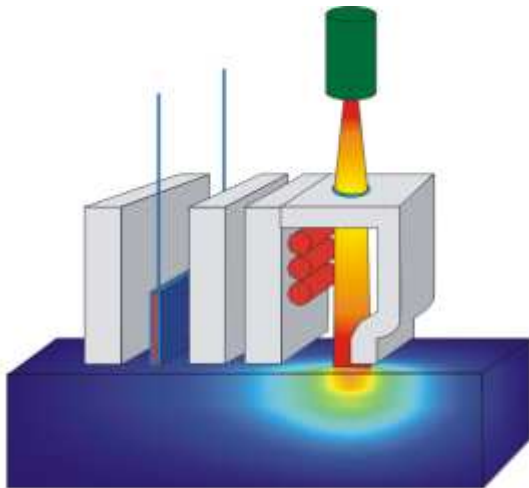


make smaller grain stable

by increasing anisotropy




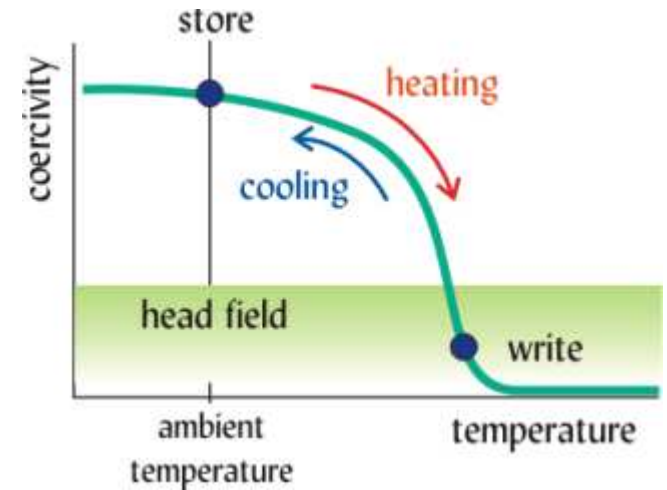
heat media to write



need localized heat source (<50nm)



integrated head with near field transducer



Seagate HAMR 1TB Announcement

60TB HDDs POSSIBLE WITH NEXT-GENERATION STORAGE TECH -SEAGATE.

1007 Gbps (1975 kbps x 510 ktpi)

By: ZAM | MAR 25, 2012 | IN: News | LIKES: 0 | VIEWS: 114

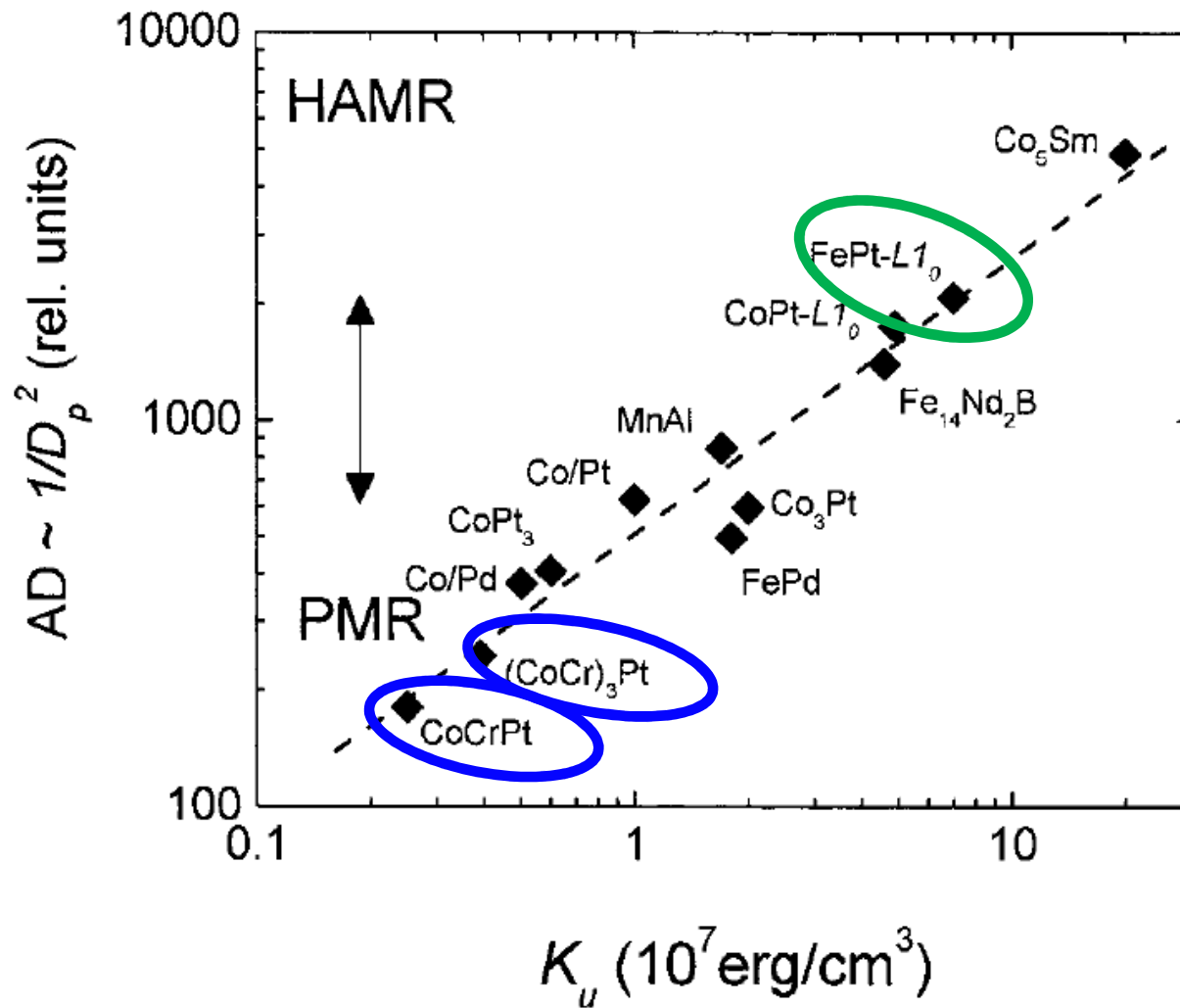


IT'S INCREASINGLY RARE FOR MECHANICAL DRIVES TO MAKE HEADLINES, BUT SEAGATE IS BEATING THE PR DRUM OVER AN ADVANCEMENT THAT PROMISES TO DRASTICALLY INCREASE THE CAPACITY OF HARD DRIVES. THE COMPANY HAS ACHIEVED A STORAGE DENSITY OF 1 TERABIT PER SQUARE INCH, ABOUT 55% MORE THAN TODAY'S 620 GIGABITS PER SQUARE INCH. MORE ABSTRACTLY, SEAGATE SAYS THAT'S MORE BITS PER SQUARE INCH THAN OUR MILKY WAY GALAXY HAS STARS, WHICH ASTRONOMERS ESTIMATE BETWEEN 200 AND 400 BILLION.

AT 620Gb PER SQUARE INCH, CURRENT 3.5-INCH HDDs PEAK AT 3TB IN CAPACITY, WHILE 2.5-INCH DRIVES MAX OUT AT 750GB. THE NEW TECH WILL ROUGHLY DOUBLE THAT TO 6TB AND 2TB WHEN IT ARRIVES "LATER THIS DECADE" AND IT WILL LEAD TO ASTRONOMICAL CAPACITIES OF UP TO 60TB OVER THE FOLLOWING 10 YEARS. SEAGATE HIT THE MILESTONE BY USING HEAT-ASSISTED MAGNETIC RECORDING (HAMR), WHICH THE COMPANY HAILS AS A NEXT-GENERATION SUCCESSOR TO 2006'S PERPENDICULAR MAGNETIC RECORDING (PMR).






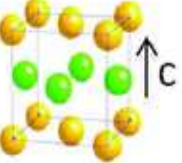
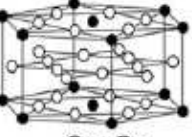
IEEE Trans. Magn. **49**, 686 (2013); **49**, 779 (2013);

WD Demonstrated HAMR Nov. 13 2013 at Ningbo Forum on Advanced Materials



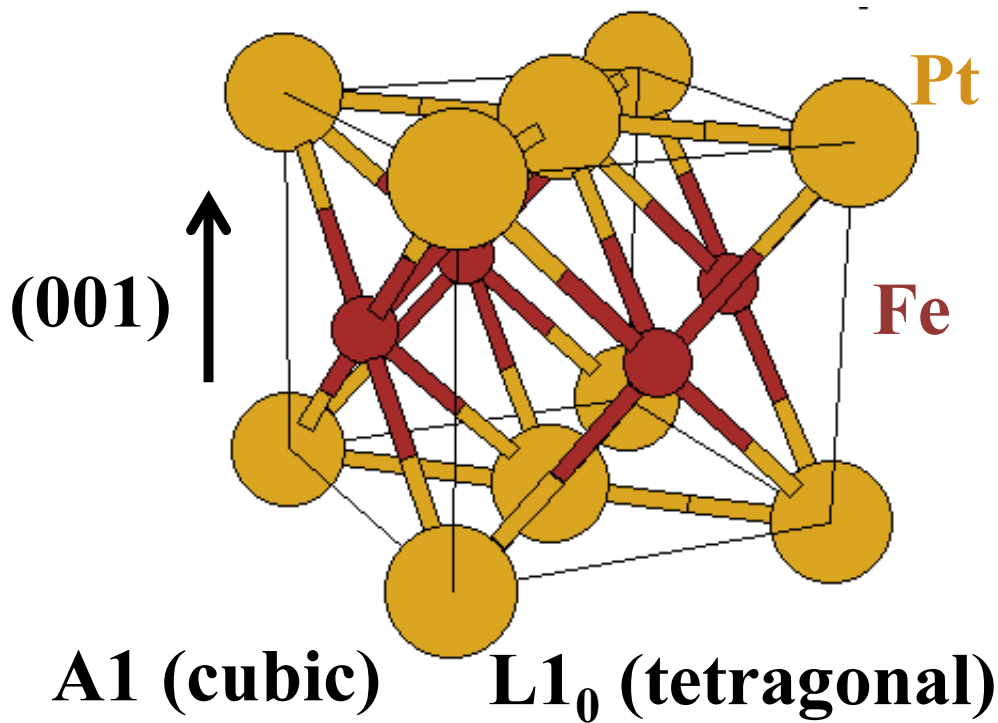
D. Weller and T. McDaniel, Ch11, *Advanced Magnetic Nanostructures*.
 (Sellmyer, Skomski, Eds, Springer, New York, NY, 2006)

High K Media Material Options

alloy system	material	K_u (10^7 erg/cm 3)	M_S (emu/cm 3)	$T = 350$ K		$\delta=10$ nm			$\delta/\langle D \rangle = 2$
				H_K (kOe)	T_C (K)				
						D_p (a) (nm)	D_p (b) (nm)	D_p (c) (nm)	
 Co-alloys	CoCr $_8$ Pt $_{22}$	0.7	500	28.0	1000 ^a	7.3	7.5	8.7	6.4
	Co $_3$ Pt	2	1100	36.4	1200	4.3	5.3	6.1	4.5
	CoPt $_3$	0.5	300	33.3	600	8.6	8.3	9.7	7.2
 CoX/Pt(Pd) multilayers	Co $_3$ /Pt $_{10}$	1.2	450	53.3	$\sim 700^b$	5.5	6.2	7.2	5.4
	Co $_3$ /Pd $_{10}$	0.6	360	33.3	$\sim 700^b$	7.8	7.8	9.1	6.8
 ordered L $_{10}$ /L $_{11}$ phases	FePd	1.8	1100	32.7	760	4.5	5.4	6.3	4.7
	FePt	7	1140	122.8	750	2.3	3.5	4.0	3.0
	CoPt	4.9	800	122.5	840	2.7	3.9	4.5	3.4
	MnAl	1.7	560	60.7	650	4.7	5.5	6.4	4.8
 rare-earth transition metals SmCo $_5$	Fe $_{14}$ Nd $_2$ B	4.6	1270	72.4	585	2.8	4.0	4.6	3.4
	SmCo $_5$	20	910	439.6	1000	1.4	2.4	2.8	2.1

D_p : average thermally stable grain diameter

D.Weller, O. Mosendz, G. Parker, S. Pisana, T. S. Santos, Phys. Status Solidi A 210, 1245 (2013).



$$K_U: 5 \times 10^7 \text{ erg/cm}^3$$

$$M_S: 1150 \text{ emu/cm}^3$$

$$T_C: 750 \text{ K}$$

Chemically Stable, No
Rare Earth Elements

High dH_K/dT

Very high temperature (up to 600° C)
necessary for $L1_0$ Transformation

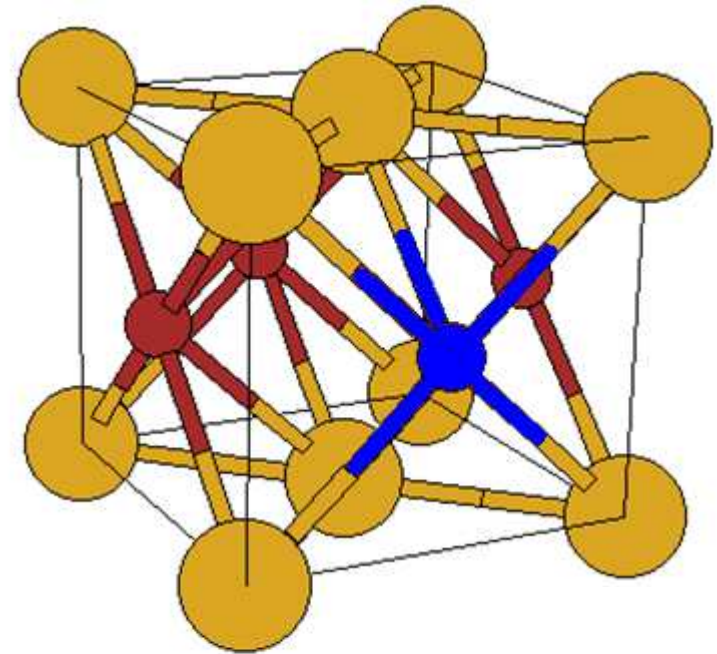
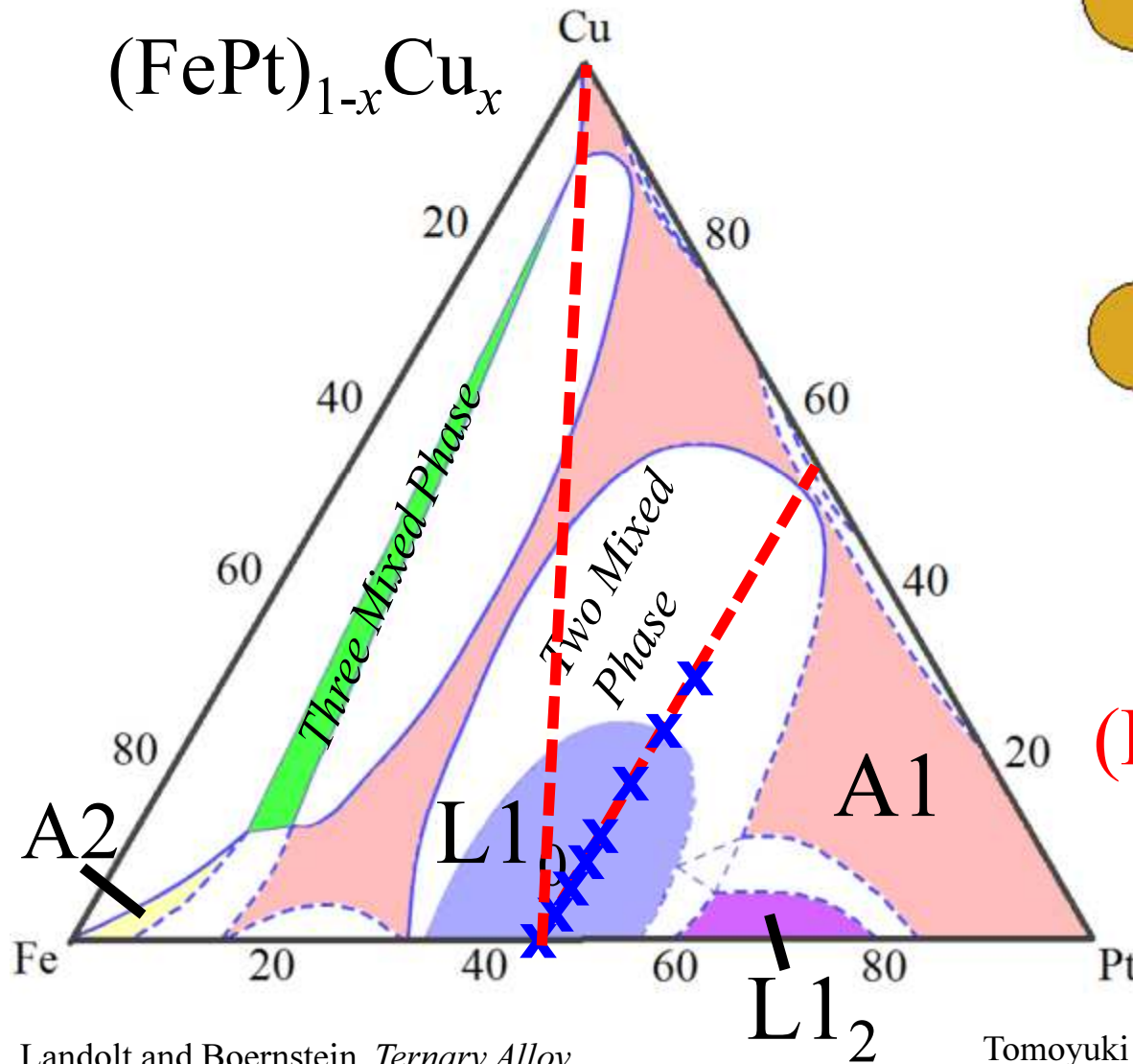
Desirable (001) Orientation

G. Meyer and J.-U. Thiele, Phys. Rev. B **73**, 214438 (2006).

J. U. Thiele, K. R. Coffey, M. F. Toney, J. A. Hedstrom and A. J. Kellock, J. Appl. Phys. **91**, 6595 (2002)

Forming ternary alloys to improve ordering

FePtCu



<http://cst-www.nrl.navy.mil/lattice/index.html>

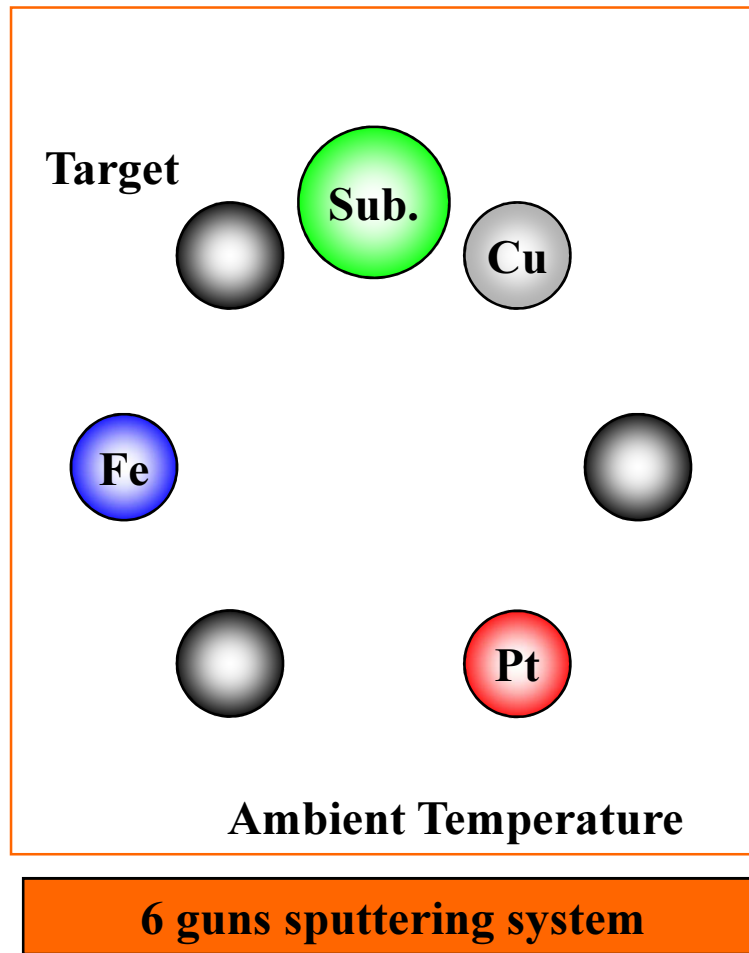


Landolt and Boernstein, *Ternary Alloy Systems*. (Springer-Verlag Berlin, 2008)

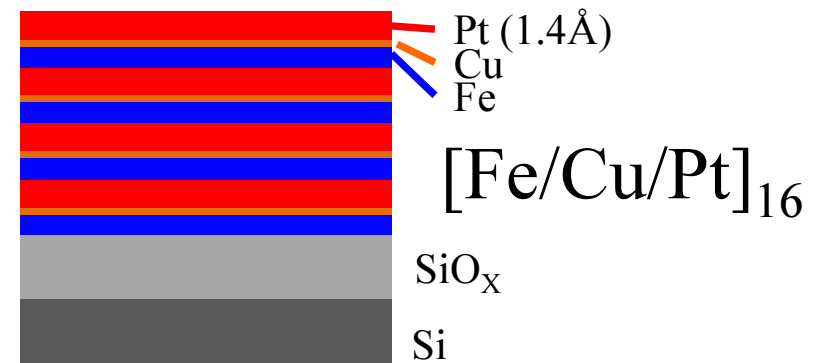
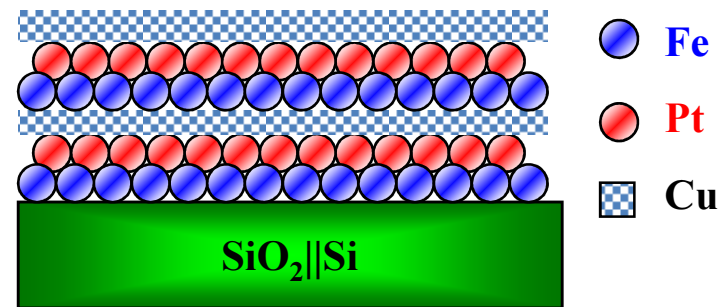
Tomoyuki Maeda *et al.*, *Appl. Phys. Lett.* **80**, 2147 (2002)
 B. Wang and K. Barnak, *J. Appl. Phys.* **109**, 123916 (2011)

Synthesis

Atomic-scale Multilayer Sputtering



Atomic-scale [Fe/Pt/Cu]₁₆ MLs




RTA (400° C), 10 Sec in vacuum

Generation of Tensile Stress by RTA

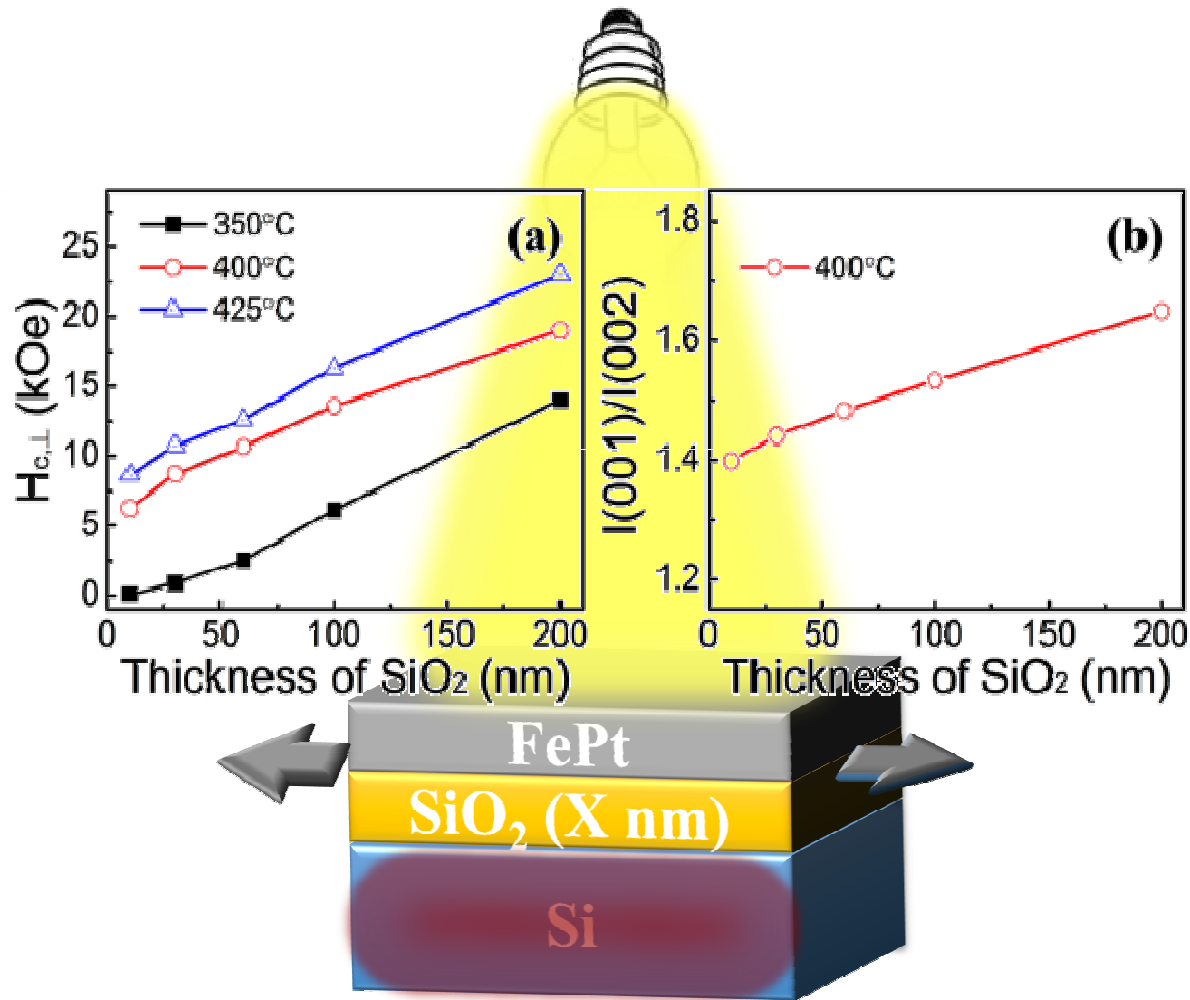
IR Light shines on sample

➔ **Si is heated (in few ps)**

➔ **Heat transfer to FePt (~ few ns)**



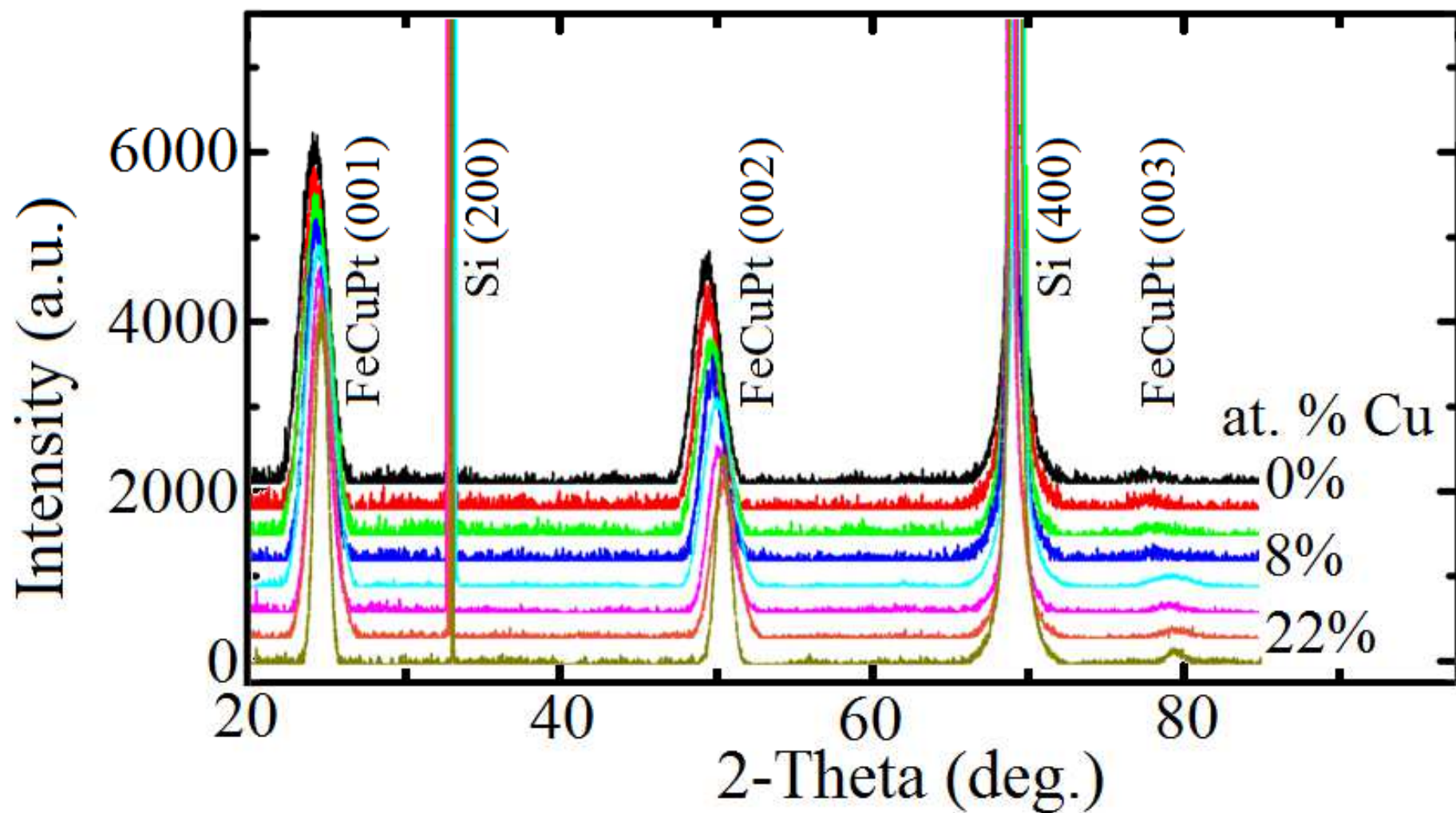
Generation of Tensile Stress by RTA

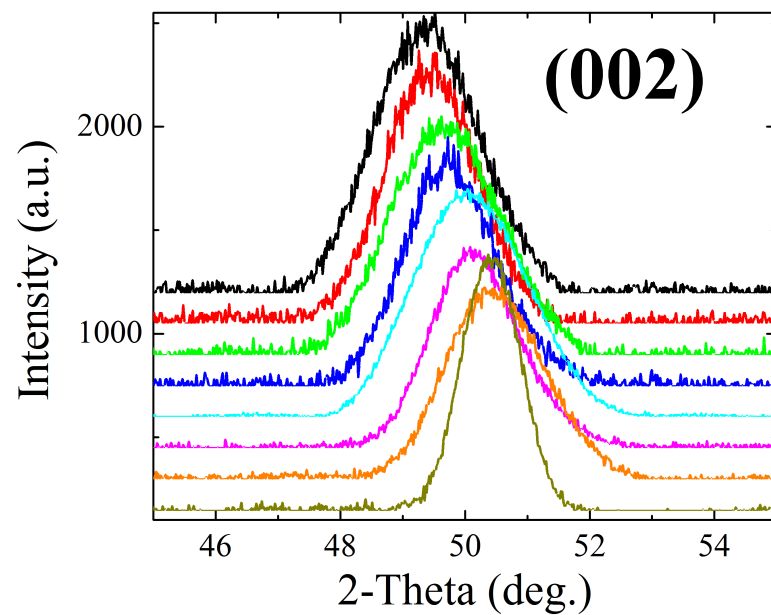
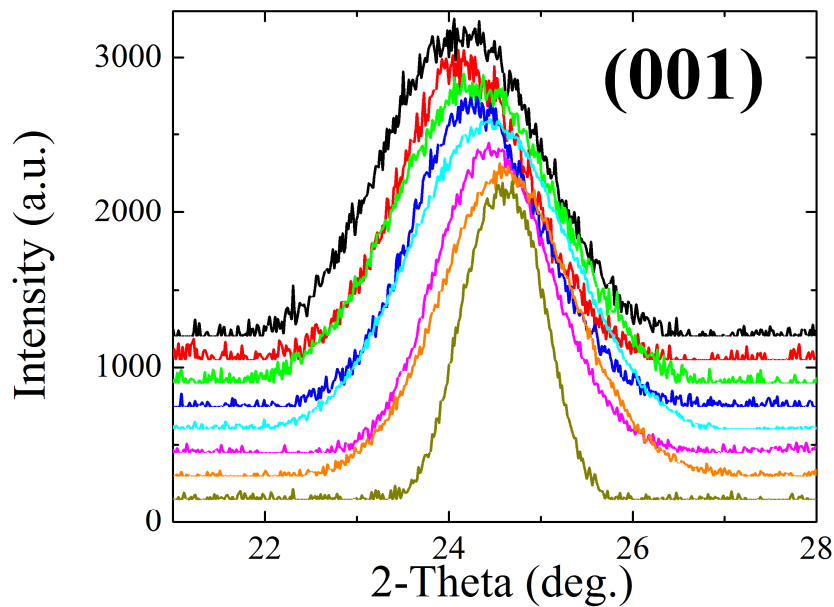


Structure Characterization

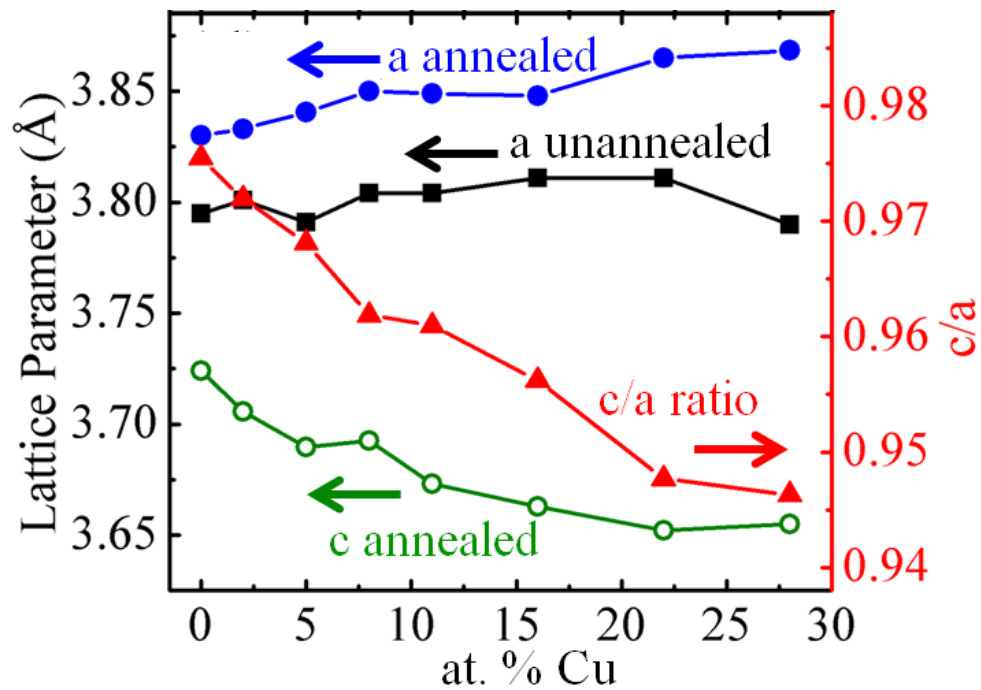
X-ray Diffraction

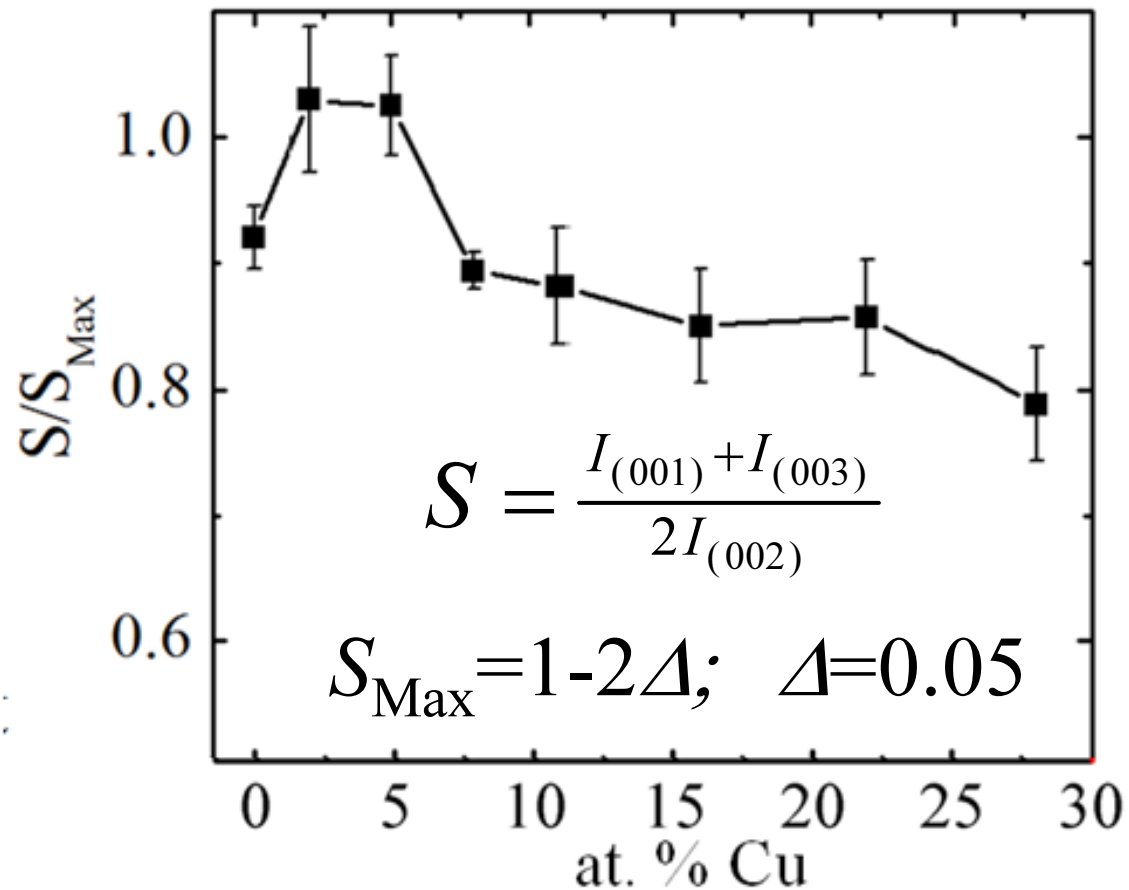
(001) Ordered tetragonal





$\Psi=54.7^\circ$ for (111)





Highly Ordered $L1_0$


Alternative Characterization with Magnetics?

K. Barmak, J. Kim, L. H. Lewis, K. R. Coffey, M. F. Toney, A. J. Kellock and J. U. Thiele, J. Appl. Phys. **98**, 033904 (2005).


Topography and Magnetic Domains

AFM – Structural



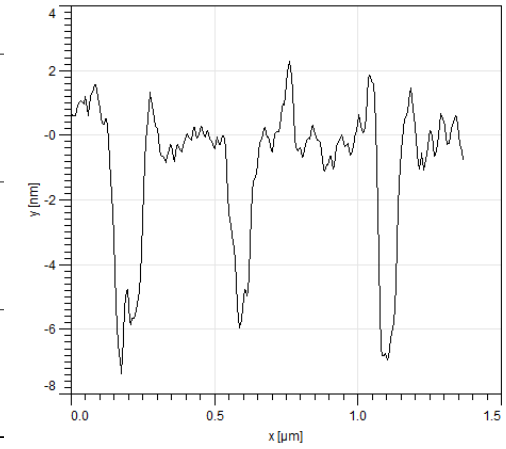
10 μ m view



2 μ m zoom view



at. 0 % Cu



at. 8 % Cu



Y.-C. Wu, L.-W. Wang and C.-H. Lai, Appl. Phys. Lett. **93**, 242501 (2008).

Y.-C. Wu, L.-W. Wang, M. T. Rahman and C.-H. Lai, J. Appl. Phys. **103**, 07E126 (2008).



AFM – Structural (Cont'd)

10 μm view

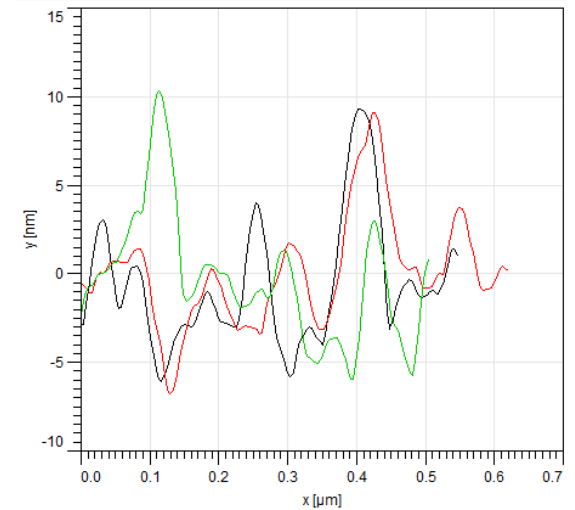
2 μm zoom view



at. 16 % Cu




at. 27 % Cu




MFM-Magnetic

10 μ m view


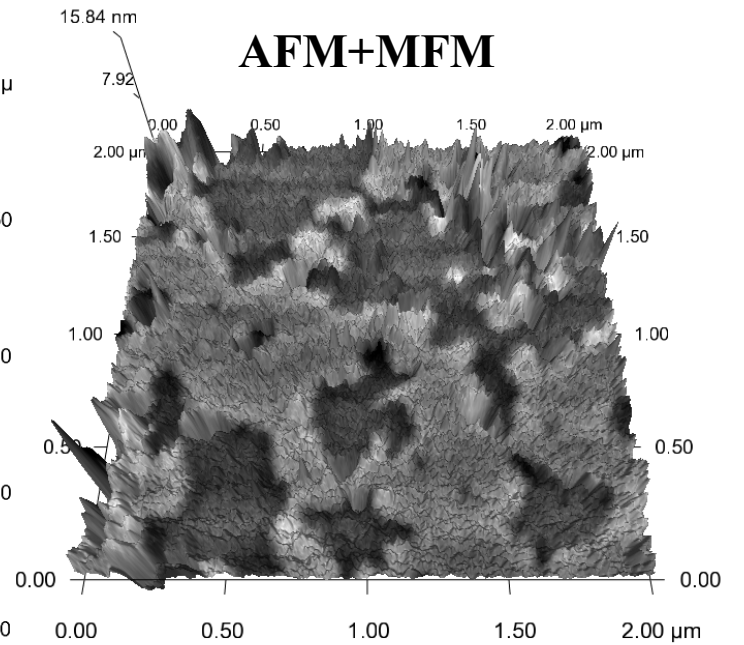


at. 0 % Cu

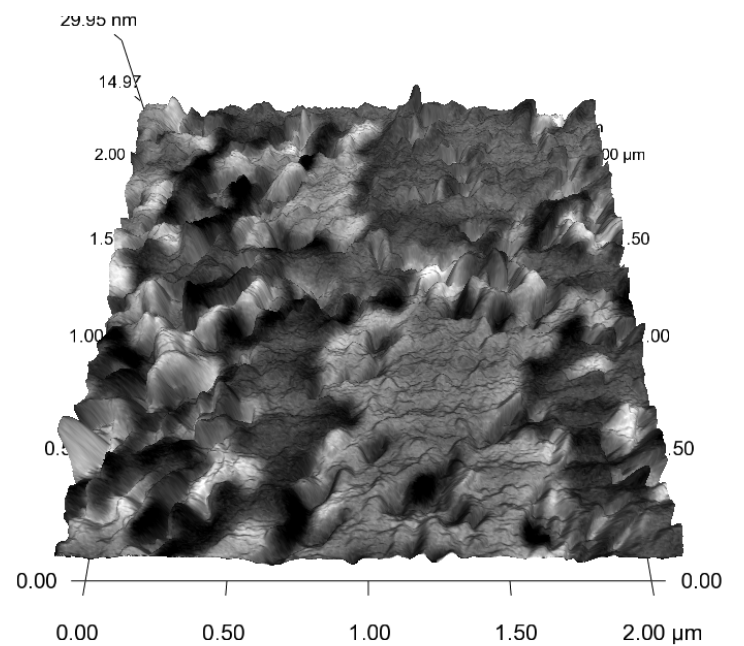

2 μ m zoom view



AFM+MFM

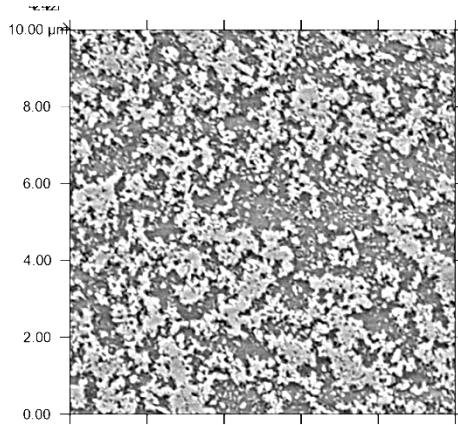


at. 8 % Cu




MFM-Magnetic (cont'd)

10 μ m view

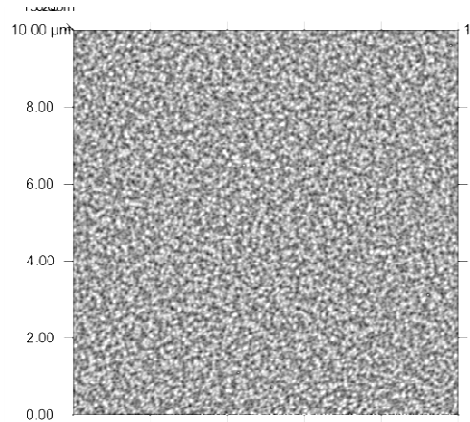



at. 16 % Cu

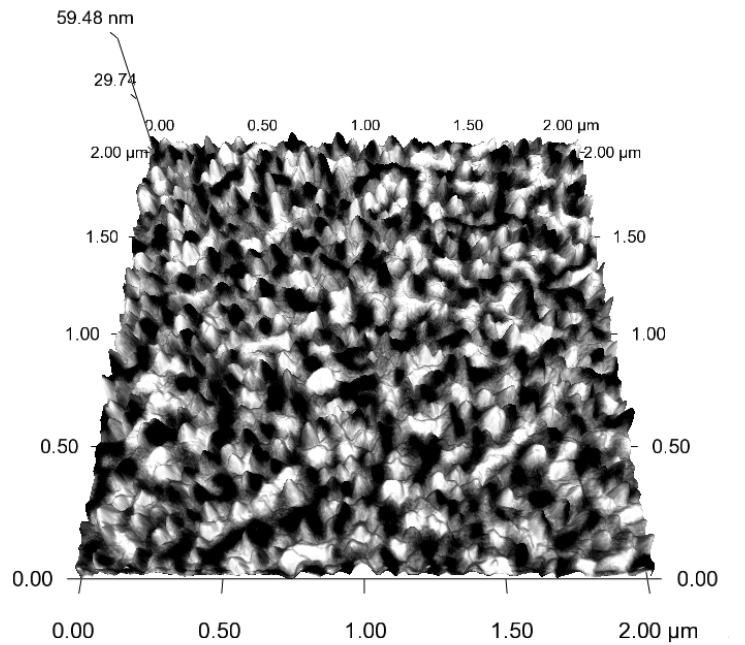
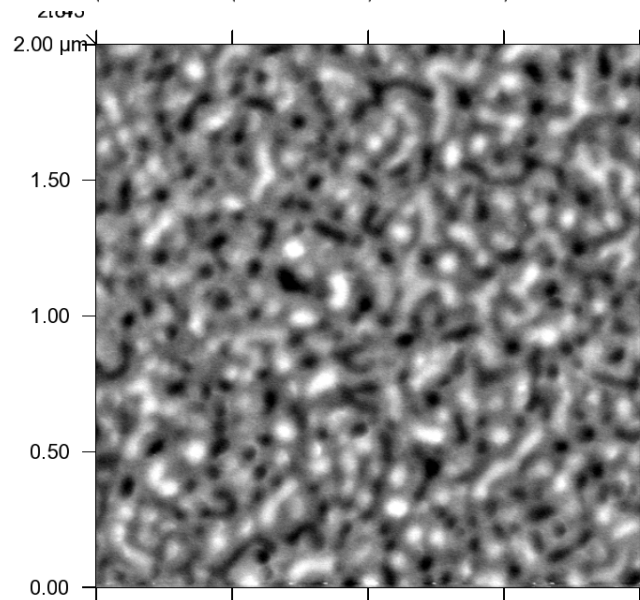
2 μ m zoom view



AFM+MFM



at. 27 % Cu



Magnetometry

Phase Transformation with Annealing

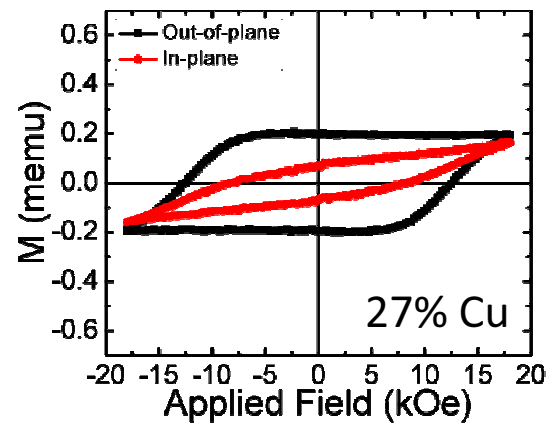
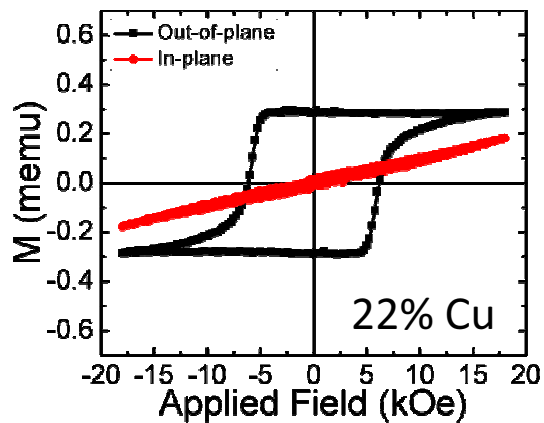
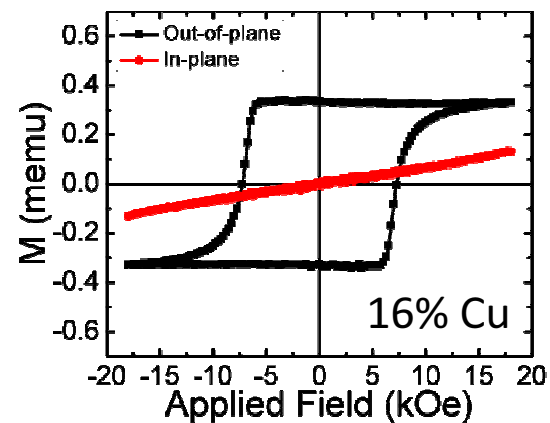
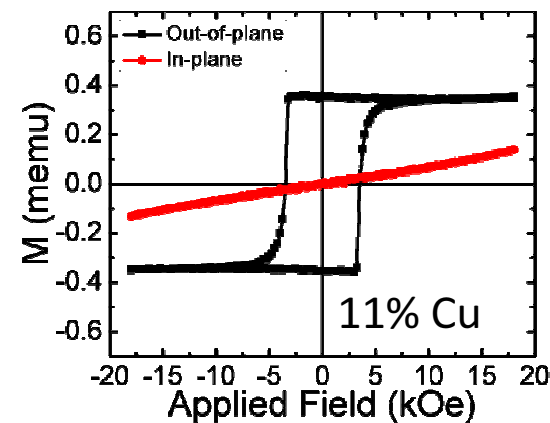
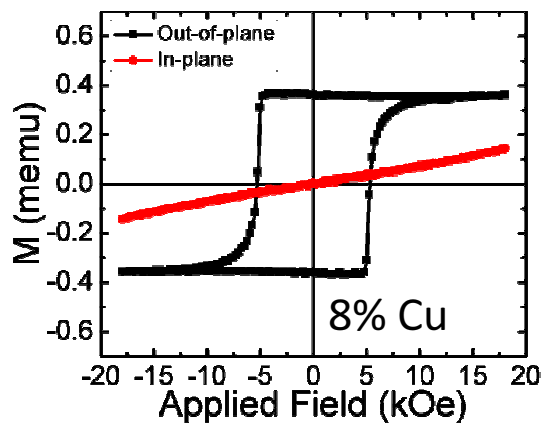
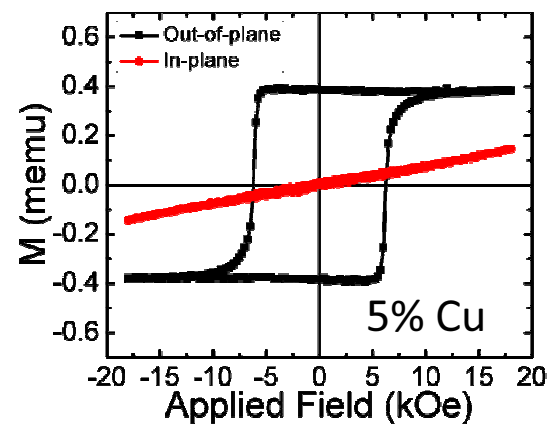
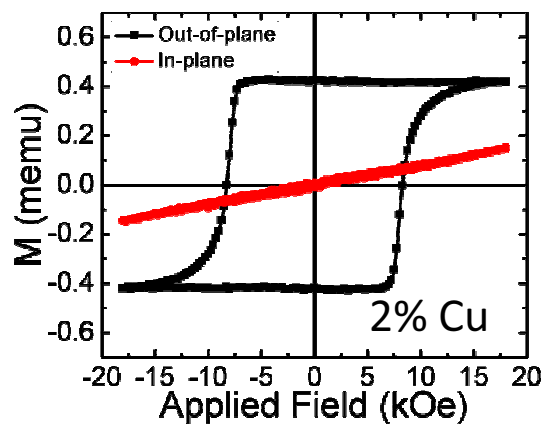
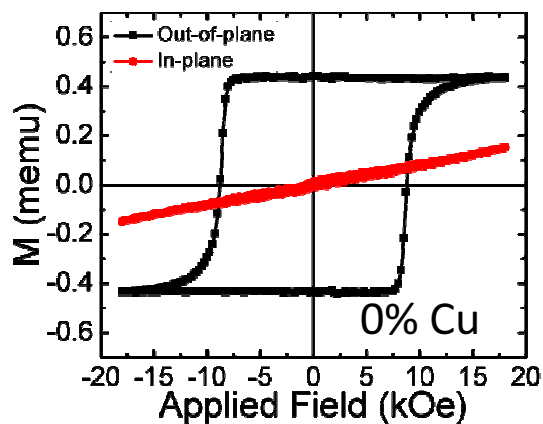
Nucleation & growth

R. A. Ristau, K. Barmak, L. Henderson-Lewis, K. R. Coffey, and J. K. Howard, [J. Appl. Phys.](#) 86, 4527 (1999)

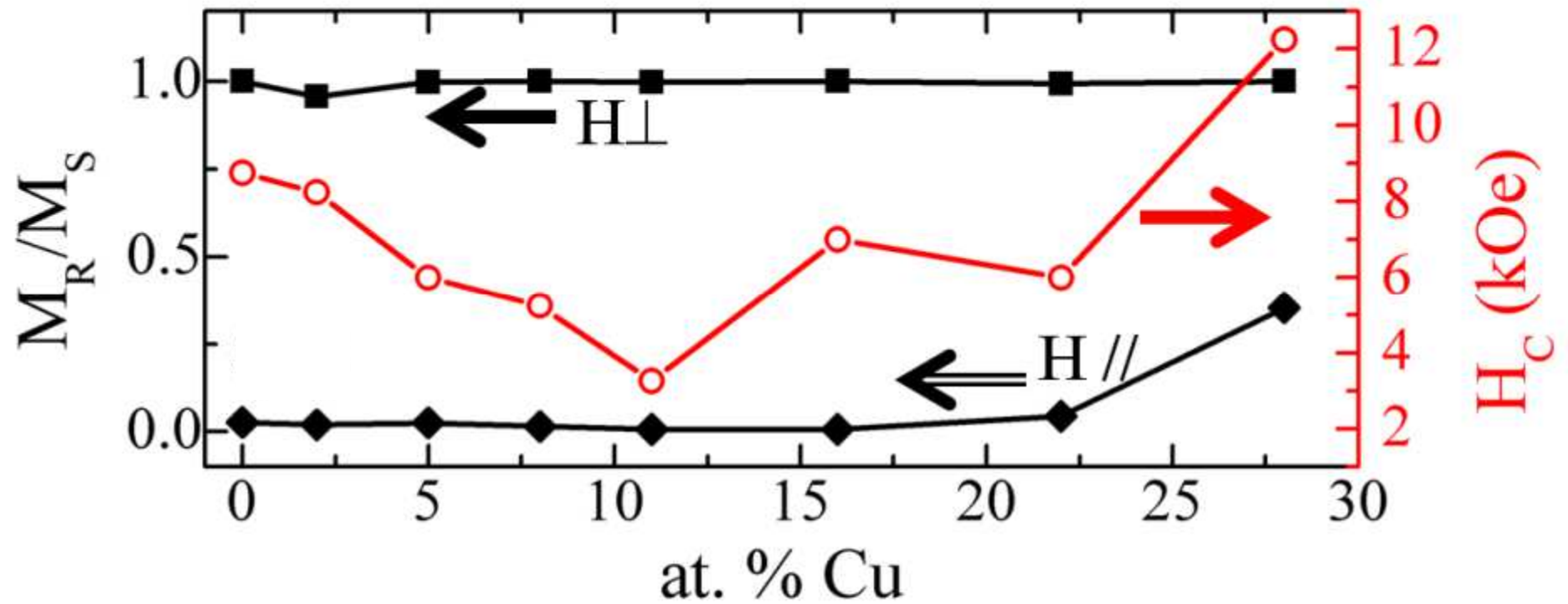
B. Wang, K. Barmak, and T. J. Klemmer, [J. Appl. Phys.](#) 109, 07B739 (2011)

B. Wang, K. Barmak, [J. Appl. Phys.](#) 109, 123916 (2011)

**Magnetic Properties of
Fully Annealed $(\text{Fe}_{1-x}\text{Cu}_x)_{55}\text{Pt}_{45}$**

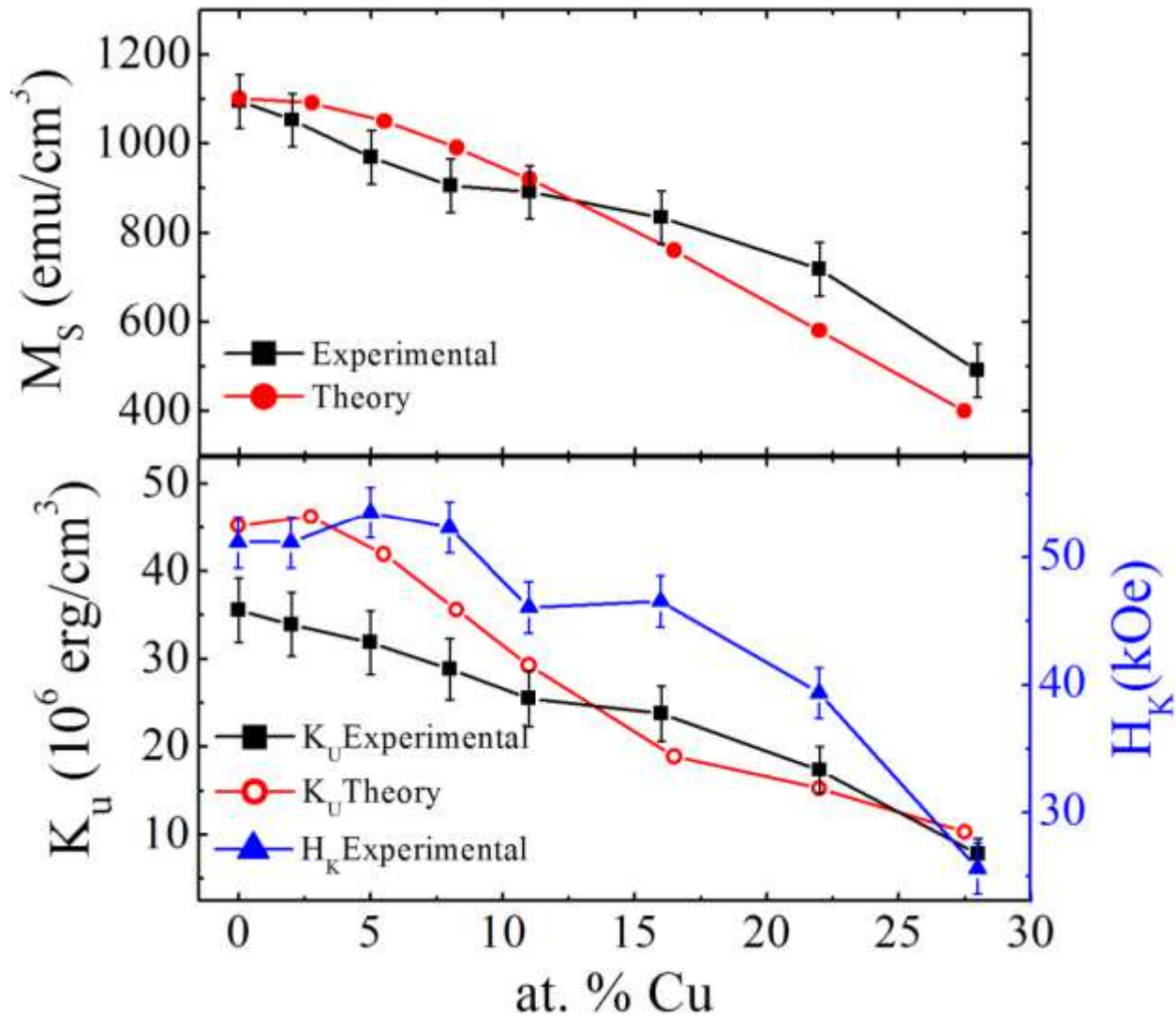


Magnetic Properties



Strong Perpendicular Anisotropy

Effects of Cu-content

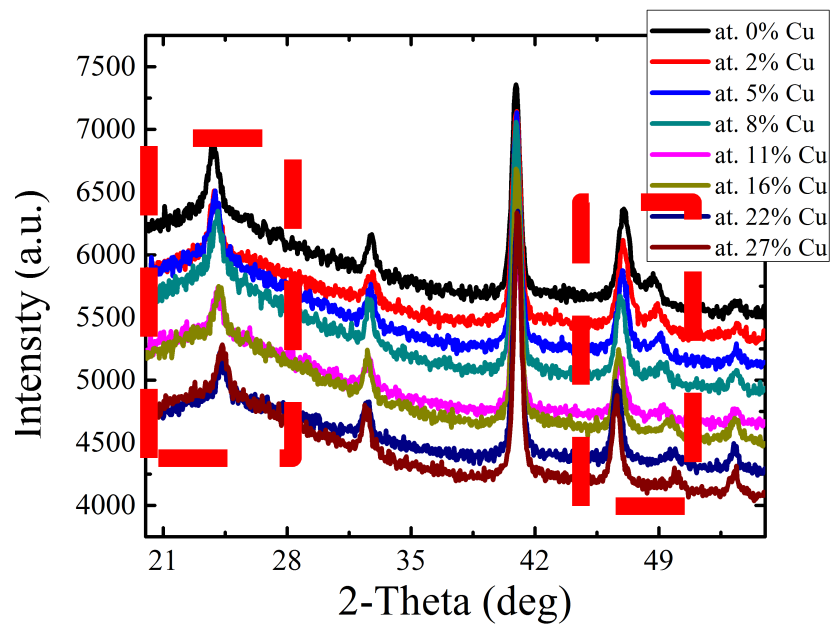


A. Sakuma, *J. Phys. Soc. Jpn.*, **63**, 3053 (1994).

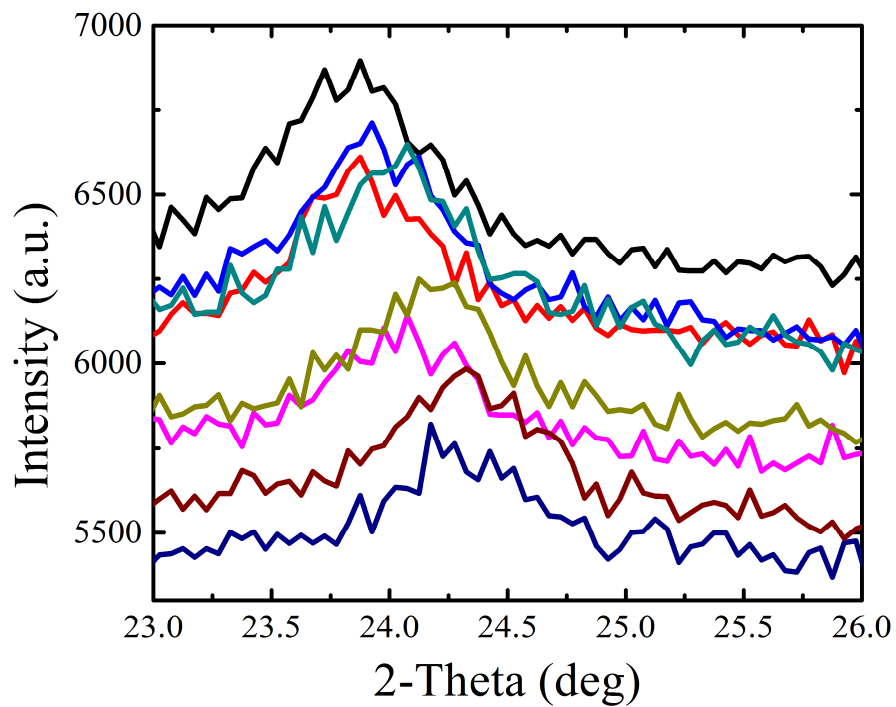
T. Suzuki, H. Kanazawa, and A. Sakuma, *IEEE Trans. Magn.* **38**, 2794 (2002).

Co-Sputtered $(\text{Fe}_{1-x}\text{Cu}_x)_{55}\text{Pt}_{45}$

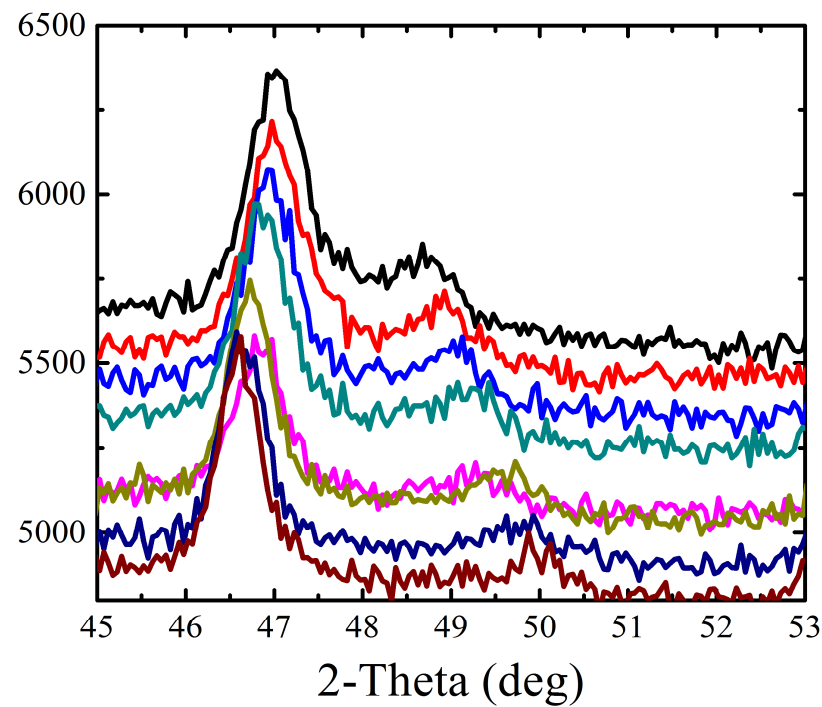
from Composite $\text{Cu}_{55}\text{Pt}_{45}$ and $\text{Fe}_{55}\text{Pt}_{45}$ targets
50nm thick on glass substrate
20nm MgO capping layer



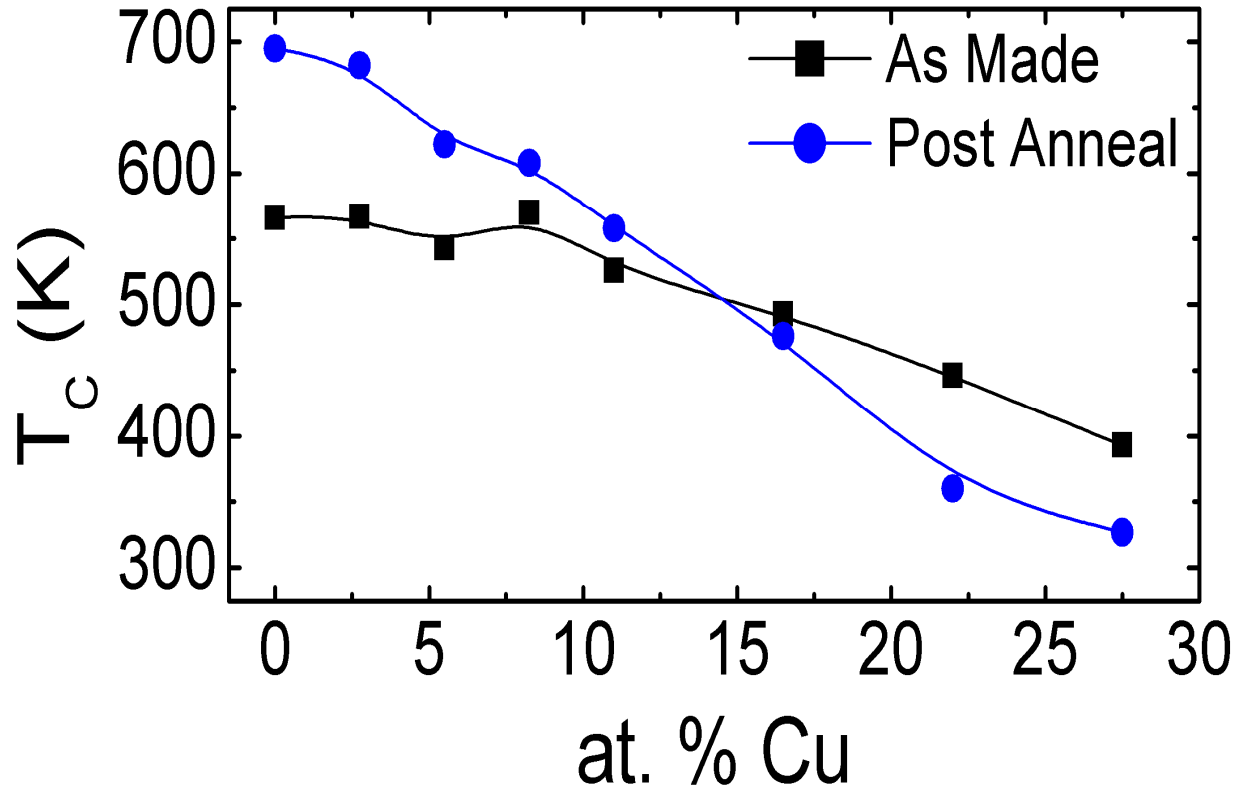
FePtCu (001)



FePtCu (200) and (002)

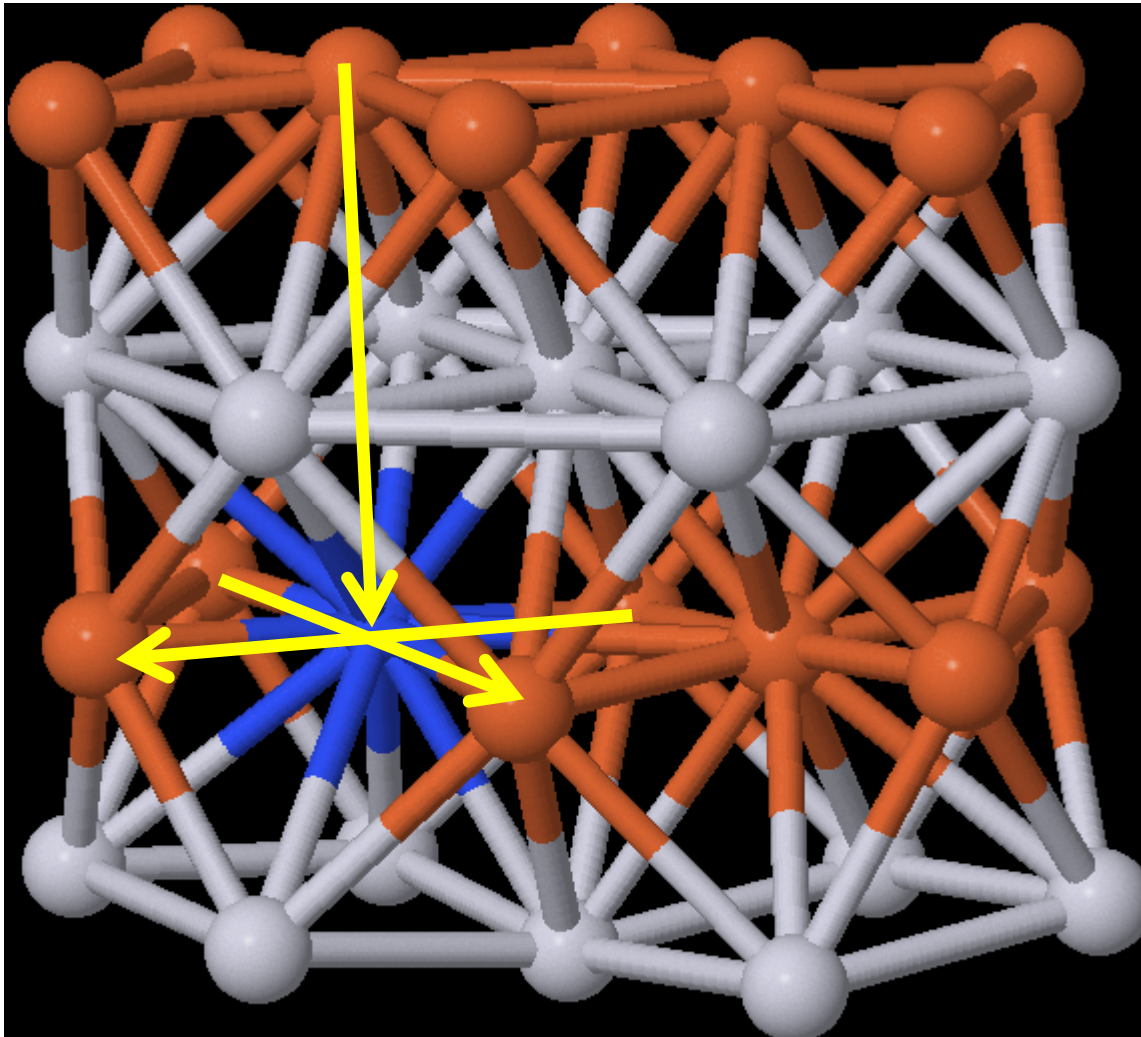


Effects of Cu-content



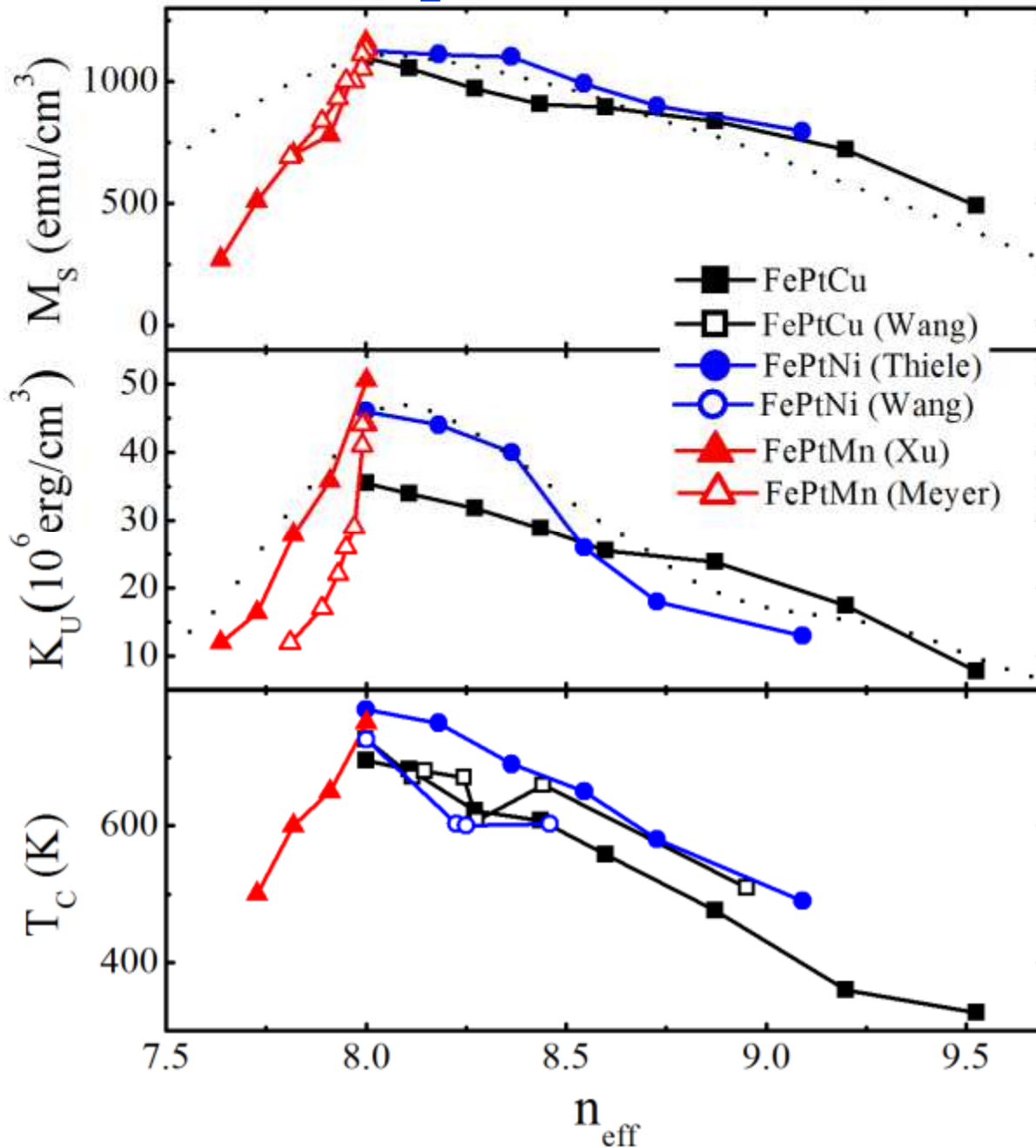
Lower T_C beneficial for HAMR media

T_c Trend



A. Sakuma, *J. Phys. Soc. Jpn.*, **63**, 3053 (1994)
O. N. Mryasov, *Phase Transitions* **78**, 197 (2005)

Comparison to other Ternary Alloys



T. Suzuki, H. Kanazawa, and A. Sakuma,
IEEE Trans. Magn. **38**, 2794 (2002).

B. Wang, K. Barmak, J. Appl. Phys. **109**,
123916 (2011).

J. U. Thiele, K. R. Coffey, M. F. Toney, J. A.
Hedstrom and A. J. Kellock, J. Appl. Phys.
91, 6595 (2002)

D. B. Xu, J. S. Chen, T. J. Zhou and G. M.
Chow, J. Appl. Phys. **109**, 07B747 (2011).

G. Meyer and J.-U. Thiele, Phys. Rev. B **73**,
214438 (2006).

n_{eff} effective electron number

Mn: $3d^54s^2$

Fe: $3d^64s^2$

Ni: $3d^84s^2$

Cu: $3d^{10}4s^1$

Summary

- $(\text{Fe}_{1-x}\text{Cu}_x)_{55}\text{Pt}_{45}$ films grown by AMS technique showed near **full ordering** with **(001) orientation** after RTA at 400°C for 10 sec
- Magnetic properties (M_S , K_U , T_C) can be continuously tuned by inclusion of Cu
- Phase fractions quantitatively determined by magnetometry
- Resultant films fare well against alternatives, and show promise for future recording technologies

Acknowledgements

NSF (DMR-1008791), Seagate Internship Program & Hsinchu Science Park ROC, Grant No. 101A16