



IEEE Region 3 SoutheastCon 2021



Region 3 Committee Meeting

Director Jill Gostin

Sunday 14 March, 2021 1:30 PM – 2:45 PM EST

Agenda

SoutheastCon 2021 Region 3 Committee Program Day 2

Sunday Mar 14	Duration (min)	Title	Presenter
01:30 PM	20	HKN Induction	Conrad
01:50 PM	5	Call to Order, Approval of Agenda	Gostin
01:55 PM	20	Officer Reports	Officers
02:15 PM	30	Region 3 Dir-Elect Candidates	Vaughn
02:45 PM	90	Section Chairs report*	Section Chairs
04:15 PM	20	Break	
04:35 PM	45	IEEE President-Elect Candidates	Brunasso
05:20 PM	45	Action Items	Gostin
06:05 PM	30	Discussion Items	Gostin
06:35 PM		Adjourn	

*Section Reports

1. One slide
2. Greatest 2020 success
3. Greatest 2020 challenge
4. Top 2021 Goal
5. 2 minutes maximum

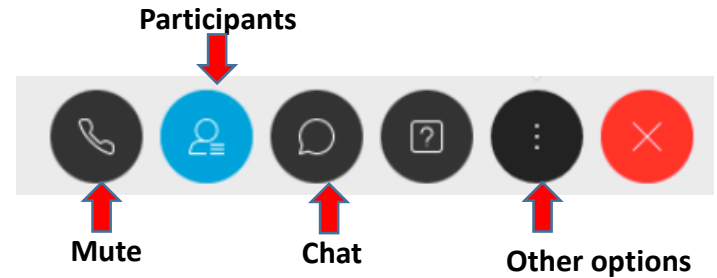
All times are EST

Teleconference (Webex) – icons & features

Presenters, Attendees and Muting

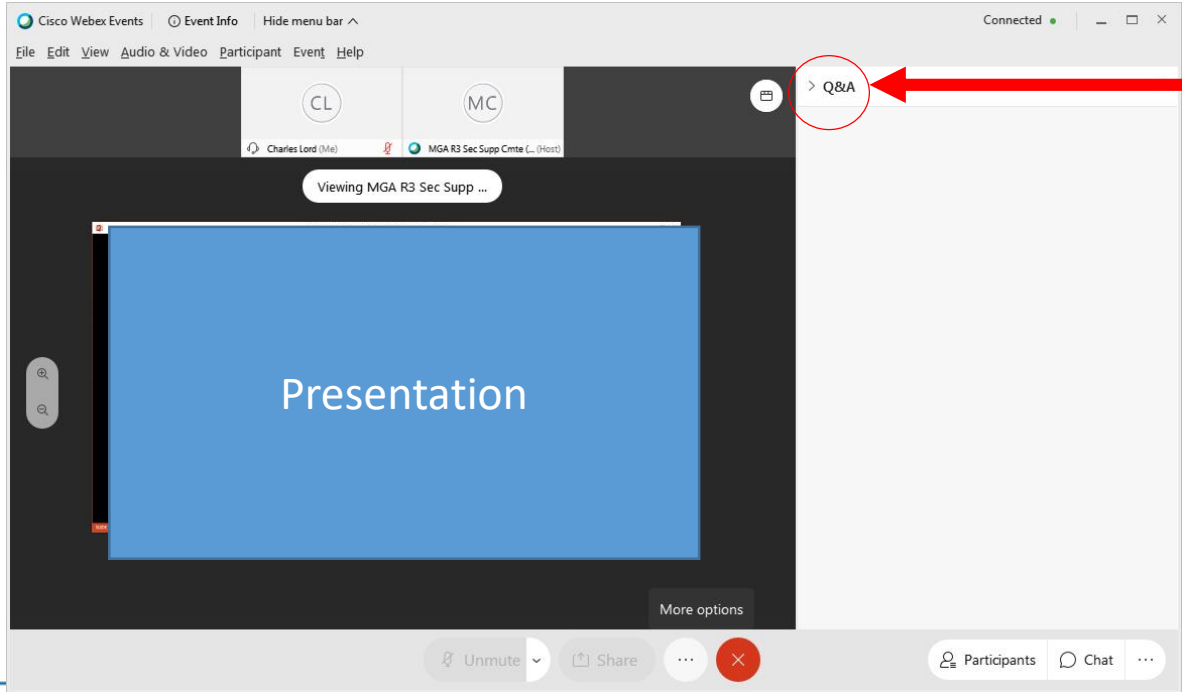
- Presenters (panelists) can unmute/mute own lines.
- Please use **“Raise Hand”** and wait to be recognized by the Host.
- Attendees will be muted.

Tool Bar Icons



How to Ask Questions

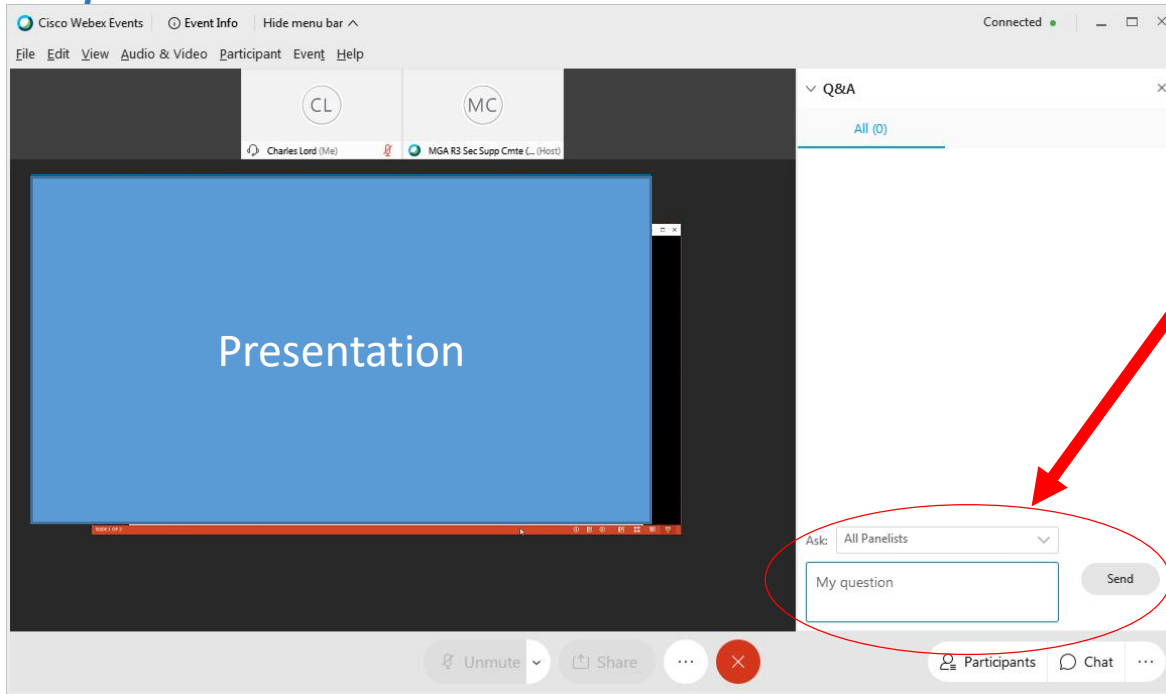
Step 1



Click the arrow

How to Ask Questions

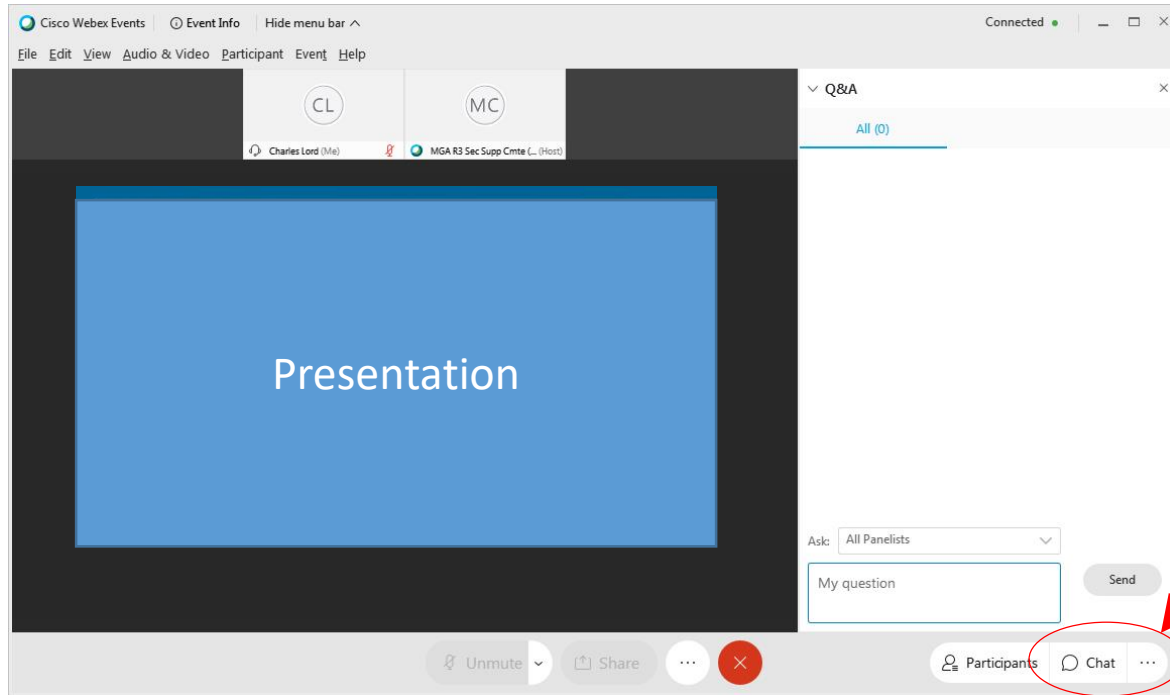
Step 2



The screenshot shows the Cisco Webex Events interface. On the left, a presentation slide titled "Presentation" is displayed. The top of the interface shows the "Cisco Webex Events" window with a menu bar (File, Edit, View, Audio & Video, Participant, Event, Help) and a "Connected" status. The main area is divided into two sections: a video feed area with participant icons (CL, MC) and a Q&A panel on the right. The Q&A panel is titled "Q&A" and shows "All (0)" questions. At the bottom of the Q&A panel, there is a text input field containing "My question" and a "Send" button. A red oval highlights this input field and button, with a red arrow pointing from the text "Enter your question and press 'send'" to it.


Enter your question
and press "send"

Technical Issues?



Open the Chat Window
and send a help request
to "Host"

Thank you to our sponsors!



SIMTECHTM
SIMULATION TECHNOLOGIES, INC.